

CHEMISTRY

A European Journal

A Journal of



Accepted Article

Title: Enantioselective NHC-Catalyzed Redox [2+2] Cycloadditions with Perfluoroketones; A Route to Fluorinated Oxetanes

Authors: Andrew David Smith; Alyn Davies; Alexandra Slawin

This manuscript has been accepted after peer review and the authors have elected to post their Accepted Article online prior to editing, proofing, and formal publication of the final Version of Record (VoR). This work is currently citable by using the Digital Object Identifier (DOI) given below. The VoR will be published online in Early View as soon as possible and may be different to this Accepted Article as a result of editing. Readers should obtain the VoR from the journal website shown below when it is published to ensure accuracy of information. The authors are responsible for the content of this Accepted Article.

To be cited as: Chem. Eur. J. 10.1002/chem.201504256

Link to VoR: <http://dx.doi.org/10.1002/chem.201504256>

Supported by
ACES

WILEY-VCH

Enantioselective NHC-Catalyzed Redox [2+2] Cycloadditions with Perfluoroketones; A Route to Fluorinated Oxetanes**

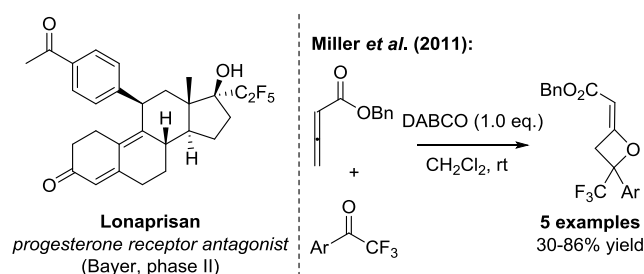
Alyn T. Davies, Alexandra M. Z. Slawin and Andrew D. Smith*

Abstract: The N-heterocyclic carbene (NHC) catalyzed redox formal [2+2] cycloaddition between α -aryloxyaldehydes and perfluoroketones, followed by ring-opening *in situ* delivers a variety of perfluorinated β -hydroxycarbonyl compounds in good yield, and excellent diastereo- and enantioselectivity. Through a reductive work-up and subsequent cyclization, this protocol offers access to highly substituted fluorinated oxetanes in two steps and in high ee.

Organocatalysis has grown to become one of the most important sub-classes of organic chemistry, responsible for the development of a vast array of novel processes and catalytic modes.¹ Within this field, the use of N-heterocyclic carbenes (NHCs) has become popularized due to the variety of unusual catalytic intermediates that can be accessed from simple starting materials.² NHC-catalyzed redox processes can be used to generate a number of these useful catalytic intermediates, key among which is azolium enolates.³ Mono-substituted azolium enolates can be accessed directly from starting materials such as α -haloaldehydes,⁴ enals,⁵ and *p*-nitrophenol esters.⁶ Alternatively, Rovis⁷ and Chi⁸ have used aldehydes in conjunction with a stoichiometric oxidant to generate azolium enolates. Our previous work has shown the ability of bench-stable α -aryloxyaldehydes to access azolium intermediates through an NHC-redox mechanism.⁹ These studies and numerous others have shown the ability of azolium enolates to undergo a range of [4+2] cycloaddition reactions.⁴⁻⁸ To date di-substituted azolium enolates derived from the reaction of NHCs with alkylarylketenes undergo [2+2] cycloadditions with aryl aldehydes and imines to form β -lactones and β -lactams respectively,¹⁰ while [2+2] cycloadditions of mono-substituted azolium enolates have received little attention.^{8,11} In this area, Chi and co-workers have reported two isolated examples of oxidative [2+2] cycloadditions between hydrocinnamaldehyde and trifluoroacetophenones, which requires superstoichiometric quantities of quinone as an oxidant (**Scheme 2a**).⁸

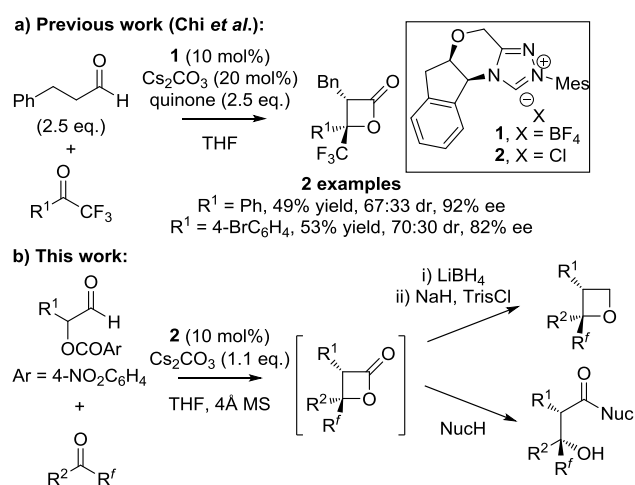
Perfluorinated heterocycles are of great industrial relevance, with a number of biologically active molecules, such as Lonaprisan (Bayer), currently under development containing such functionality (**Scheme 1**).¹² However, methods for the introduction of perfluorinated groups are currently limited,¹³ and these often consist of direct perfluorination, as opposed to utilizing perfluoro-containing building blocks such as ketones.

Similarly, the oxetane motif has received considerable attention within medicinal chemistry due to the physicochemical properties it can impart onto molecules,¹⁴ as well as potential to be used as a bioisostere for the ketone functional group or a more lipophilic replacement for the *gem*-dimethyl moiety.¹⁴ As such, novel approaches to oxetane scaffolds are of great interest, and in recent times a number of methods have been developed (**Scheme 1**).¹⁵ Perfluorinated oxetanes have shown numerous applications in the literature, ranging from building blocks for inkjet polymers,¹⁶ to inhibitors for numerous biological targets.¹⁷ Despite this popularity, only limited studies on the synthesis of such compounds have been reported, often utilizing an allenolate [2+2] cycloaddition, as developed by Miller.¹⁸



Scheme 1. Lonaprisan, a pentafluoroethyl-substituted progesterone receptor antagonist from Bayer,¹² and recent work on the synthesis of fluorinated oxetanes from the group of Miller.¹⁸

In this manuscript, the enantioselective NHC-catalyzed redox formal [2+2] cycloaddition between α -aryloxyaldehydes and fluorinated ketones, followed by *in situ* ring-opening to form a variety of fluorinated quaternary β -hydroxycarbonyl compounds with excellent diastereo- and enantioselectivity is described. Through a reductive work-up and subsequent cyclization, this protocol allows access to highly functionalized stereodefined fluorinated oxetanes (**Scheme 2b**).



Scheme 2. a) Oxidative NHC catalyzed [2+2] cycloaddition from the group of Chi.⁸ b) An asymmetric NHC-catalyzed formal [2+2] cycloaddition leading to fluorinated oxetanes.

[*] A. T. Davies, Prof. A. M. Z. Slawin and Prof. A. D. Smith
EaStCHEM, School of Chemistry
University of St Andrews
North Haugh, St Andrews, Fife KY16 9ST (UK)
E-mail: ads10@st-andrews.ac.uk
Homepage: <http://ch-www.st-andrews.ac.uk/staff/ads/group/>

[**] We thank the Royal Society for a University Research Fellowship (A.D.S.), and the European Research Council under the European Union's Seventh Framework Programme (FP7/2007-2013) ERC grant agreement no. 279850 (A.T.D.). We also thank the EPSRC UK National Mass Spectrometry Facility at Swansea University.

Initial studies into the NHC-catalyzed redox formal [2+2] cycloaddition investigated potential reaction conditions with perfluorinated ketones (**Table 1**). Consideration of both organic and inorganic bases showed that caesium carbonate was optimal in the system (**Entries 1-3**), and variation of the solvent showed that THF provided the best yield of the desired product (**Entries 3-6**), with similar diastereoselectivity (approximately 75:25) observed in all cases. While β -lactone **3** was stable to work-up and could be directly isolated in moderate purity it was unstable to further purification by chromatography. To provide stable, isolable products numerous ring-opening procedures were investigated,¹⁹ and ring-opening with allylamine provided the chromatographically stable β -hydroxyamide product. Under these conditions the desired product **4** was isolated as a single diastereomer in 57% yield and 99% ee (**Entry 7**). Variation of the perfluorinated group showed that the pentafluoroethyl derivative provided a dramatic increase in diastereoselectivity, giving **5** in 74% yield and 96% ee (**Entry 8**). Similarly impressive diastereo- and enantioselectivity was obtained using a perfluorobutyl ketone (**Entry 9**).

Table 1. Formal [2+2] cycloaddition optimization.

Entry	R ^f	Solvent	Base	dr ^[a]	3 NMR yield ^[b]	Amide yield ^[c]	Amide ee ^[d]
1	CF ₃	THF	Et ₃ N	71:29	48%	-	-
2	CF ₃	THF	<i>i</i> Pr ₂ NEt	70:30	50%	-	-
3	CF ₃	THF	Cs ₂ CO ₃	73:27	88%	-	-
4	CF ₃	CH ₂ Cl ₂	Cs ₂ CO ₃	80:20	61%	-	-
5	CF ₃	Et ₂ O	Cs ₂ CO ₃	72:28	58%	-	-
6	CF ₃	Toluene	Cs ₂ CO ₃	68:32	55%	-	-
7	CF ₃	THF	Cs ₂ CO ₃	76:24	-	57%	99%
8	C ₂ F ₅	THF	Cs ₂ CO ₃	>95:5	-	74%	96%
9	C ₄ F ₉	THF	Cs ₂ CO ₃	>95:5	-	45%	96%

[a] dr determined by analysis of the crude ¹H NMR spectra. [b] Combined NMR yield of both diastereomers determined by analysis of the crude ¹H NMR spectra with reference to 2,5-dimethylfuran as an internal standard. [c] Isolated yield of major diastereomer. [d] ee determined by chiral HPLC or chiral GC analysis.

Next, β -lactone ring-opening with a series of nucleophiles was screened under the optimised reaction conditions (**Table 2**). Using the *p*-BrC₆H₄ pentafluoroethyl ketone, a number of different amine nucleophiles proved amenable, including ammonia, benzylamine and secondary amines such as

pyrrolidine forming products **8-10** in high yield and excellent diastereo- and enantioselectivity.²⁰ *N,O*-dimethylhydroxylamine could also be used allowing access to Weinreb amide **11**. The *p*-BrC₆H₄ substituted allyl amide **7** provided unambiguous determination of the relative and absolute configuration of this molecular class through x-ray crystallographic analysis.²¹ The *p*-BrC₆H₄ perfluorobutyl ketone also proved reactive with secondary amines, with the corresponding morpholine amide **12** accessed in excellent yield and selectivity (**Table 2**).

Table 2. Formal [2+2] cycloadditions with perfluorinated ketones and α -aroyloxyaldehydes; ring-opening with a variety of nucleophiles.

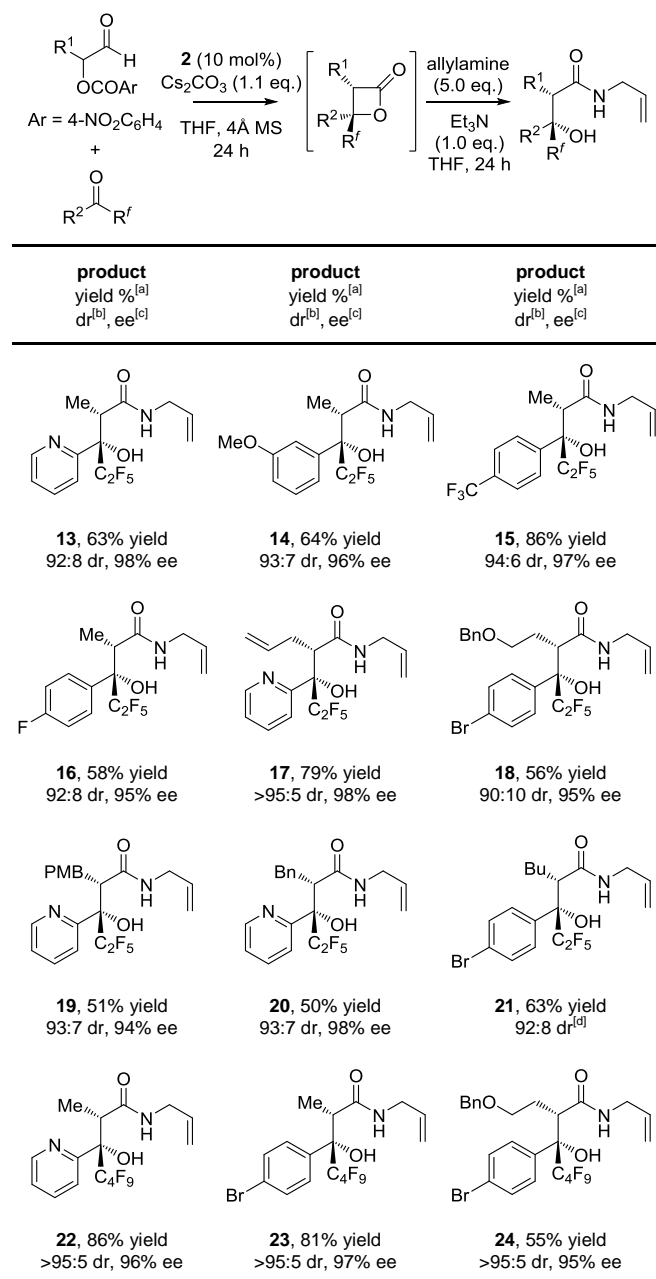
product	yield % ^[a] dr ^[b] , ee ^[c]	product	yield % ^[a] dr ^[b] , ee ^[c]	product	yield % ^[a] dr ^[b] , ee ^[c]
7	80% yield 94:6 dr, 96% ee	8	75% yield 92:8 dr, 89% ee	9	70% yield 92:8 dr, 94% ee
10	81% yield 90:10 dr, 99% ee	11	50% yield ^[d] 88:12 dr, 97% ee	12	75% yield >95:5 dr, 89% ee

[a] Isolated yield of major diastereomer (>95:5 dr). [b] dr determined by analysis of the crude ¹H NMR spectra. [c] ee determined by chiral HPLC or chiral GC analysis. [d] 15 equivalents of *N,O*-dimethylhydroxylamine were used.

To further expand the versatility of this methodology, variation of the aromatic group within the pentafluoroethyl ketone was examined, with some interesting reactivity patterns noted (**Table 3**). Substitution of the aromatic ring with functional groups with a negative Hammett σ constant²² led to a dramatic decrease in conversion (60% with *p*-MeC₆H₄, no observed reactivity with *p*-MeOC₆H₄ and *p*-Me₂NC₆H₄). However, the incorporation of substituents with a positive Hammett σ value (*p*-BrC₆H₄, *p*-FC₆H₄, *p*-F₃CC₆H₄ and *m*-MeOC₆H₄) were all tolerated, giving the corresponding β -hydroxyamides in good yield, with excellent diastereo- and enantioselectivity. 2-Pyridyl pentafluoroethyl ketones also proved reactive in this system, allowing the introduction of heterocyclic structures into the products (**13-16**).²³ A variety of different α -aroyloxyaldehydes

could be utilized in this process, introducing functionality such as protected oxygen substituents, allyl groups and *p*-methoxybenzyl (PMB) groups, with all of the desired products produced in good yield with excellent diastereo- and enantioselectivity (**17-21**). Furthermore, selected examples with perfluorobutyl substituted ketones showed this methodology could be expanded to this class of ketones. Functionalized α -aroyloxyaldehydes, heteroaromatic groups and aromatic ring substitution were all tolerated, with the products synthesized in good yield with excellent enantioselectivity (**22-24**).

Table 3. Formal [2+2] cycloadditions with perfluorinated ketones and a variety of α -aroyloxyaldehydes; ring-opening with allylamine.

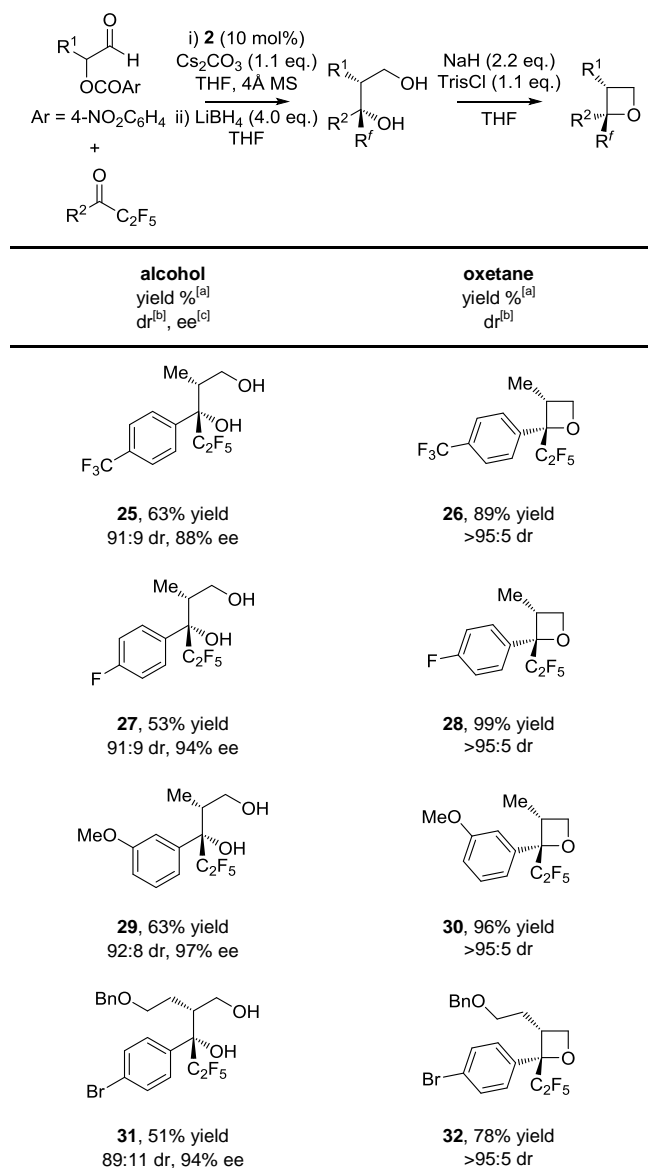



[a] Isolated yield of major diastereomer (>95:5 dr) [b] dr determined by analysis of the crude ¹H NMR spectra. [c] ee determined by chiral HPLC or chiral GC analysis. [d] ee could not be determined by chiral HPLC or chiral

GC.

Having explored the scope of this process, derivatization of the β -lactone intermediates into perfluorinated oxetanes was investigated. NHC-catalyzed formal [2+2] cycloaddition, followed by reduction with lithium borohydride gave isolable diols **25**, **27**, **29**, **31** and **33** as single diastereoisomers after purification (**Table 4**). Treatment of these diols with sodium hydride and trisyl chloride subsequently allowed access to the corresponding oxetanes in excellent yield as a single diastereomer (**26**, **28**, **30**, **32**, **34**). This procedure tolerates *p*-BrC₆H₄, *p*-F₃CC₆H₄, *p*-FC₆H₄ and *m*-MeOC₆H₄ substituents, with the products isolated in good yield, and excellent diastereoselectivity (>95:5 dr). Variation of the α -aroyloxyaldehyde was also tolerated as well as a perfluorobutyl-substituted ketone, with oxetanes **32** and **34** produced in good yield as a single diastereomer (**Table 4**).²⁴

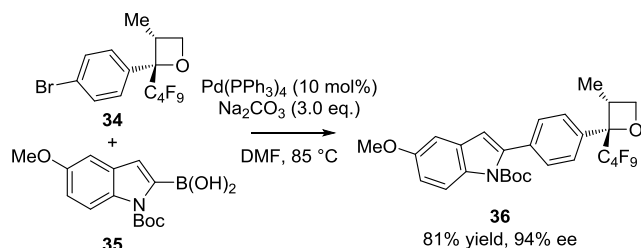
Table 4 Oxetane synthesis via a formal [2+2] cycloaddition, reduction and subsequent ring closure.





[a] Isolated yield of major diastereomer (>95:5 dr). [b] dr determined by analysis of the crude ^1H NMR spectra. [c] ee determined by chiral HPLC or chiral GC analysis.

The highly functionalized nature of the oxetane products offers many possible opportunities for further manipulation. To confirm the ability of these products to undergo such transformations oxetane **34** (derived from diol **33**, 94% ee) was subjected to Suzuki-Miyaura coupling conditions using $\text{Pd}(\text{PPh}_3)_4$ (10 mol%) and boronic acid **35**, giving **36** in 81% yield and 94% ee (**Scheme 3**). This derivatization also confirms the enantiointegrity of the oxetane products generated within this process.



Scheme 3. Derivatization of oxetane **34** under Suzuki-Miyaura conditions.

In summary, the first NHC-catalyzed redox formal [2+2] cycloaddition from α -aroyloxyaldehydes has been developed. This methodology allows access to β -hydroxycarbonyl compounds following ring-opening in excellent yield, diastereo- and enantioselectivity. Through a reductive ring-opening and subsequent cyclization, a number of fluorinated oxetanes can be accessed in good yield as a single diastereomer over two steps. Derivatization of one of these oxetanes has confirmed no erosion of ee in the cyclization process. Current research within this laboratory is focused on developing alternative novel asymmetric processes using α -aroyloxyaldehydes in NHC redox catalysis and other methodologies.

Keywords: organocatalysis • Lewis-base • N-heterocyclic carbene • pentafluoroethyl • oxetane

- [1] P. I. Dalko, L. Moisan, *Angew. Chem.* **2004**, *116*, 5248-5286; *Angew. Chem. Int. Ed.* **2004**, *43*, 5138-5175.
- [2] For reviews on NHC catalysis, see: a) N. Marion, S. Díez-González, S. P. Nolan, *Angew. Chem.* **2007**, *119*, 3046-3058; *Angew. Chem. Int. Ed.* **2007**, *46*, 2988-3000; b) D. Enders, O. Niemeier, A. Henseler, *Chem. Rev.* **2007**, *107*, 5606-5655; c) J. L. Moore, T. Rovis, *Top. Curr. Chem.* **2010**, *291*, 77-144; d) S. J. Ryan, L. Candish, D. W. Lupton, *Chem. Soc. Rev.* **2013**, *42*, 4906-4917; e) D. M. Flanagan, F. Romavov-Michailidis, N. A. White, T. Rovis, *Chem. Rev.* **2015**, *115*, 9307-9387.

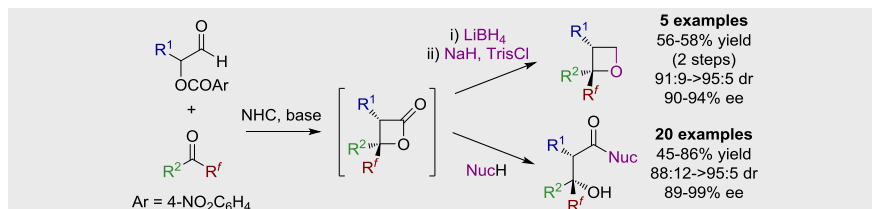
- [3] For reviews on NHC-redox catalysis, see: a) H. U. Vora, P. Wheeler, T. Rovis, *Adv. Synth. Catal.* **2012**, *354*, 1617-1639; b) J. Douglas, G. Churchill, A. D. Smith, *Synthesis* **2012**, *44*, 2295-2309.
- [4] a) N. T. Reynolds, J. Read de Alaniz, T. Rovis, *J. Am. Chem. Soc.* **2004**, *126*, 9518-9519; b) M. He, G. J. Ue, J. W. Bode, *J. Am. Chem. Soc.* **2006**, *128*, 15088-15089.
- [5] a) M. He, J. R. Struble, J. W. Bode, *J. Am. Chem. Soc.* **2006**, *128*, 8418-8420; b) M. Wadamoto, E. M. Phillips, T. E. Reynolds, K. A. Scedit, *J. Am. Chem. Soc.* **2007**, *129*, 10098-10099; c) J. Kaeobamrung, M. C. Kozlowski, J. W. Bode, *Proc. Nat. Acad. Sci. U.S.A.* **2010**, *107*, 20661-20665; d) X. Fang, X. Chen, Y. R. Chi, *Org. Lett.* **2011**, *13*, 4708-4711; e) Z. Fu, H. Sun, S. Chen, B. Tiwari, G. Li, Y. R. Chi, *Chem. Commun.* **2013**, *49*, 261-263; f) E. O'Bryan McCusker, K. A. Scheidt, *Angew. Chem.* **2013**, *125*, 13861-13865; *Angew. Chem. Int. Ed.* **2013**, *52*, 13616-13620.
- [6] a) L. Hao, Y. Du, H. Lv, X. Chen, H. Jiang, Y. Shao, Y. R. Chi, *Org. Lett.* **2012**, *14*, 2154-2157; b) L. Hao, S. Chen, J. Xu, B. Tiwari, Z. Fu, T. Li, J. Lim, Y. R. Chi, *Org. Lett.* **2013**, *15*, 4956-4959; c) S. Chen, L. Hao, Y. Zhang, B. Tiwari, Y. R. Chi, *Org. Lett.* **2013**, *15*, 5822-5825; d) L. Hao, C. W. Chuen, R. Ganguly, Y. R. Chi, *Synlett* **2013**, *24*, 1197-1200.
- [7] X. Zhao, K. E. Ruhl, T. Rovis, *Angew. Chem.* **2012**, *124*, 12496-12499; *Angew. Chem. Int. Ed.* **2012**, *51*, 12330-12333.
- [8] J. Mo, R. Yang, X. Chen, B. Tiwari, Y. R. Chi, *Org. Lett.* **2013**, *15*, 50-53.
- [9] a) K. B. Ling, A. D. Smith, *Chem. Commun.* **2011**, *47*, 373-375; b) A. T. Davies, J. E. Taylor, J. Douglas, C. J. Collett, L. C. Morrill, C. Fallan, A. M. Z. Slawin, G. Churchill, A. D. Smith, *J. Org. Chem.* **2013**, *78*, 9243-9257; c) J. E. Taylor, D. S. B. Daniels, A. D. Smith, *Org. Lett.* **2013**, *15*, 6058-6061; d) A. T. Davies, P. M. Pickett, A. M. Z. Slawin, A. D. Smith, *ACS Catal.* **2014**, *4*, 2696-2700.
- [10] a) N. Duguet, C. D. Campbell, A. M. Z. Slawin, A. D. Smith, *Org. Biomol. Chem.* **2008**, *6*, 1108-1113; b) Y.-R. Zhang, L. He, X. Wu, P.-L. Shao, S. Ye, *Org. Lett.* **2008**, *10*, 277-280; c) X.-H. Wang, P.-L. Shao, H. Lv, S. Ye, *Org. Lett.* **2009**, *11*, 4029-4031; d) J. Douglas, J. E. Taylor, G. Churchill, A. M. Z. Slawin, A. D. Smith, *J. Org. Chem.* **2013**, *78*, 3925-3938.
- [11] C. Burstein, S. Tschan, X. Xie, F. Glorius, *Synthesis*, **2006**, *14*, 2418-2439.
- [12] a) W. Jonat, T. Bachelot, T. Ruhstaller, I. Kuss, U. Reimann, J. F. Robertson, *Ann. Oncol.* **2013**, *24*, 2543-2548; b) J. D. Croxtall, K. McKeage, *Drugs* **2011**, *71*, 363-380.
- [13] a) J.-A. Ma, D. Cahard, *Chem. Rev.* **2004**, *104*, 6119-6146; b) Y. Macé, E. Magnier, *Eur. J. Org. Chem.* **2012**, 2479-2494.
- [14] a) G. Wuitschik, E. M. Carreira, B. Wagner, H. Fischer, I. Parrilla, F. Schuler, M. Rogers-Evans, K. Müller, *J. Med. Chem.* **2010**, *53*, 3227-3246; b) C. A. Malapit, A. R. Howell, *J. Org. Chem.* **2015**, *80*, 8489-8495.
- [15] a) T. Sone, G. Lu, S. Matsunaga, M. Shibasaki, *Angew. Chem.* **2009**, *121*, 1705-1708; *Angew. Chem. Int. Ed.* **2009**, *48*, 1677-1680; b) O. A. Davis, J. A. Bull, *Angew. Chem.* **2014**, *126*, 14454-14458; *Angew. Chem. Int. Ed.* **2014**, *53*, 14230-14234.
- [16] A. E. Feiring, F. L. Schadt III, V. A. Petrov, B. E. Smart, W. B. Farnham (Du Pont), WO 2004/014960 A2, **2004**.
- [17] a) M. Lehmann, K. Schöllkopf, P. Strehlke, N. Heinrich, K.-H. Fritze, H.-P. Muhn, R. Krattenmacher (Schering AG), WO 98/54159, **1998**; b) C. W. Am Ende, B. A. Fish, M. E. Green, D. S. Johnson, P. B. Mullins, C. J. O'Donnell, M. Y. Pettersson, C. M. Stiff, C. Subramanyam, T. P. Tran, T. Navaratnam (Pfizer Inc.), WO 2012/131539 A1, **2012**; c) M. Curtis, B. A. Duclos, R. A. Ewin, P. D. Johnson, T. A. Johnson, R. Vairagoundar, D. Billen, R. M. Goodwin, A. K. Haber-Stuk, G. M. Kyne, S. M. K. Sheehan (Zoetis), WO 2013/134061 A1, **2013**.
- [18] a) L. B. Saunders, S. J. Miller, *ACS Catal.* **2011**, *1*, 1347-1350; b) Q.-Y. Zhao, L. Huang, Y. Wei, M. Shi, *Adv. Synth. Catal.* **2012**, *354*, 1926-1932; c) P. Selig, A. Turočkin, W. Raven, *Chem. Commun.* **2013**, *49*, 2930-2932; d) K. Aikawa, Y. Hioki, N. Shimizu, K. Mikami, *J. Am. Chem.*

Soc. **2011**, 133, 20092-20095; e) K. Mikami, K. Aikawa, J. Aida, *Synlett* **2011**, 18, 2719-2724.

- [19] DMAP-catalyzed ring-opening to the corresponding methyl or benzyl ester was successful, however the esters proved unstable to purification.
- [20] The dr and ee of the amides **7-11** varied with amine nucleophile. This unexpected variation cannot be easily accounted for and may be due to experimental error or crystallisation effects upon purification. Variation in ee and dr through epimerisation or retro-cycloaddition / cycloaddition process cannot be ruled out.
- [21] Crystallographic data for **7** has been deposited with the Cambridge Crystallographic Data Centre as supplementary publication number CCDC 1420970.
- [21] D. H. McDaniel, H. C. Brown, *J. Org. Chem.* **1958**, 23, 420-427.
- [22] The corresponding 2-furyl and 2-thiophenyl pentafluoroethyl ketones show excellent reactivity in the catalytic system, however the products, when using allylamine as the nucleophile, proved unstable to isolation and purification.
- [23] The ee of oxetanes **26**, **28**, **30**, **32** and **34** could not be directly established by either chiral HPLC or GC analysis. However, the ee of **34** was confirmed by derivatization (Scheme 3), confirming the enantiointegrity of the oxetanes generated in this protocol.

Entry for the Table of Contents (Please choose one layout)

COMMUNICATION



Alyn T. Davies, Alexandra M. Z. Slawin
and Andrew D. Smith*

Page No. – Page No.

**Enantioselective NHC-Catalyzed
Redox [2+2] Cycloadditions with
Perfluoroketones; A Route to
Fluorinated Oxetanes**

The N-heterocyclic carbene (NHC) catalyzed redox formal [2+2] cycloaddition between α -aryloxyaldehydes and perfluoroketones, followed by ring-opening *in situ* delivers a variety of perfluorinated β -hydroxycarbonyl compounds in good yield, and excellent diastereo- and enantioselectivity. Through a reductive work-up and subsequent cyclization, this protocol offers access to highly substituted fluorinated oxetanes in two steps and in high ee.