



Selectively fluorinated cyclohexane building blocks: Derivatives of carbonylated all-*cis*-3-phenyl-1,2,4,5-tetrafluorocyclohexane

Mohammed Salah Ayoup^{1,2}, David B. Cordes¹, Alexandra M. Z. Slawin¹ and David O'Hagan^{*1}

Full Research Paper

Open Access

Address:

¹School of Chemistry, University of St Andrews, North Haugh, St Andrews, KY16 9ST, UK and ²Department of Chemistry, Faculty of Science, P.B 426 Ibrahimia, Alexandria University, Egypt

Email:

David O'Hagan^{*} - do1@st-andrews.ac.uk

^{*} Corresponding author

Keywords:

cyclohexane carbonylation; fluorine containing building blocks; organofluorine chemistry

Beilstein J. Org. Chem. **2015**, *11*, 2671–2676.

doi:10.3762/bjoc.11.287

Received: 18 October 2015

Accepted: 09 December 2015

Published: 21 December 2015

Associate Editor: T. P. Yoon

© 2015 Ayoup et al; licensee Beilstein-Institut.

License and terms: see end of document.

Abstract

Palladium catalysed carbonylation reactions using the *meta*- and *para*-iodo derivatives of all-*cis*-3-phenyl-1,2,4,5-tetrafluorocyclohexane (**4**) are illustrated as the start point for a variety of functional group interconversions. The resultant benzaldehyde and benzoic acids offer novel building blocks for further derivatisation and facilitate the incorporation of the facially polarised all-*cis*-1,2,4,5-tetrafluorocyclohexane motif into more advanced molecular scaffolds.

Introduction

Selectively fluorinated building blocks have proven invaluable in drug discovery [1] and agrochemical research programmes [2]. Most such building blocks possess aryl/heteroaryl-F, aryl/heteroaryl-(X)CF₃ or variants thereof, whereas selectively fluorinated aliphatics are much rarer. We have had a focus on introducing selectively fluorinated cyclohexane rings, to complement aromatic building blocks. In this context we have recently prepared the all-*cis*-tetrafluorocyclohexanes **2** and **3** [3,4] and also all-*cis*-hexafluorocyclohexane (**1**) [5] as shown in Figure 1. In the case of the hexafluorocyclohexane, the ring maintains a

chair conformation and therefore there are three C–F bonds orientated triaxial, on one face of the ring. This gives rise to a large dipole moment (6.2 D) and a molecule which is among the most polar aliphatics known in organic chemistry. The all-*cis*-tetrafluorocyclohexanes **2** and **3** are also facially polarised because in the chair conformation, they always have two 1,3-diaxial C–F bonds on one face of the ring, and this results in ring systems also with large dipole moments (4.9 D for **2** and 5.2 D for **3**). The nature of these cyclohexanes, where the two faces are oppositely polarised, presents a unique property for

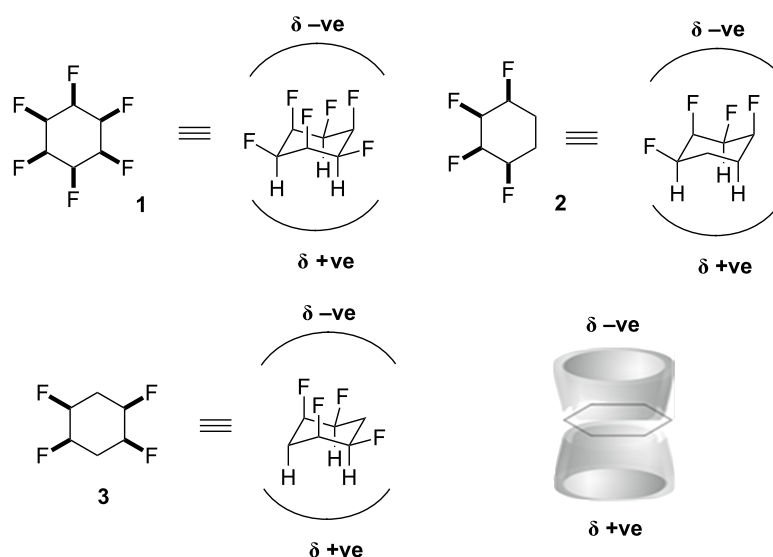


Figure 1: All *cis*-hexafluoro- **1** and tetrafluorocyclohexanes **2** and **3** result in facially polarised ring motifs with an electrostatically negative ($\delta -ve$) fluorine face and an electrostatically positive ($\delta +ve$) hydrogen face.

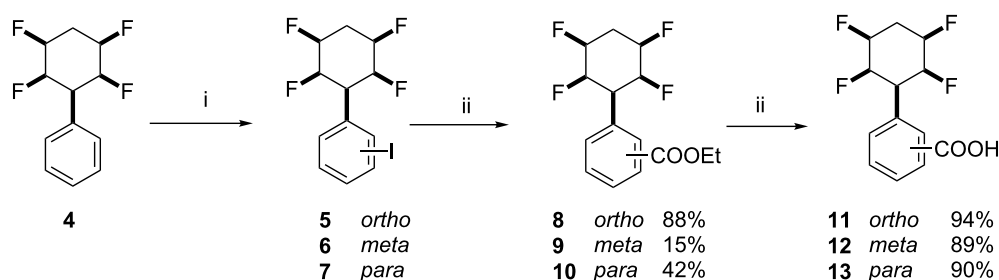
use in pharmaceuticals and agrochemicals discovery programmes.

Compounds **1–3** are unfunctionalised and not amenable to derivatisation, and therefore we started to explore the chemistry of all-*cis*-3-phenyl-1,2,4,5-tetrafluorocyclohexane (**4**) [6], to access derivatives carrying this ring motif. In that context it has been demonstrated that **4** can be elaborated in a relatively straightforward manner by mainstream reactions of electrophilic aromatic substitution [7]. This extended to the synthesis of cyclohexane substituted (*S*)-L-phenylalanines with orthogonal protecting groups suitable for their incorporation into peptides [8]. In this paper it is demonstrated that palladium mediated carbonylation of the aryl iodinated derivatives **5–7** forms the basis of a diversity of new products which may prove attractive as building blocks for structure activity studies in bioactive research projects.

Results and Discussion

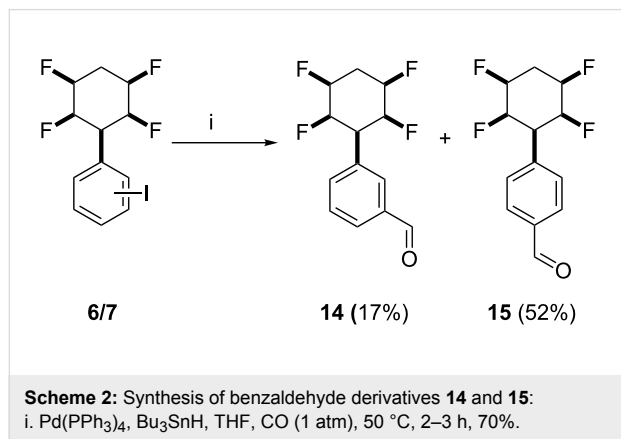
A key reaction for this programme involved the carbonylation of aryl iodides **5**, **6** and **7** which are derived by HIO_4 treatment of all-*cis*-3-phenyl-1,2,4,5-tetrafluorocyclohexane (**4**). The *ortho* isomer **5** was separated from the *meta* and *para* isomers **6** and **7**, the latter of which were recovered as a mixture as previously reported [8]. Palladium catalysed carboxylation [9] was explored with aryl iodides **5** or **6/7** as a mixture, and these gave the corresponding ethyl esters **8** and **9/10**, respectively. The *meta* and *para* esters **9** and **10** were easily separated by chromatography. Hydrolysis of esters **8–10** using trifluoroacetic acid (TFA) or 6 M HCl in dioxane [10] gave the corresponding benzoic acids **11**, **12**, and **13** as illustrated in Scheme 1.

Direct palladium catalysed formylation of aryl iodides **6/7** as a mixture was explored using $\text{Pd}(\text{PPh}_3)_4$, Bu_4SnH and CO [11]. This generated benzaldehyde derivatives **14** and **15** in a 1:3

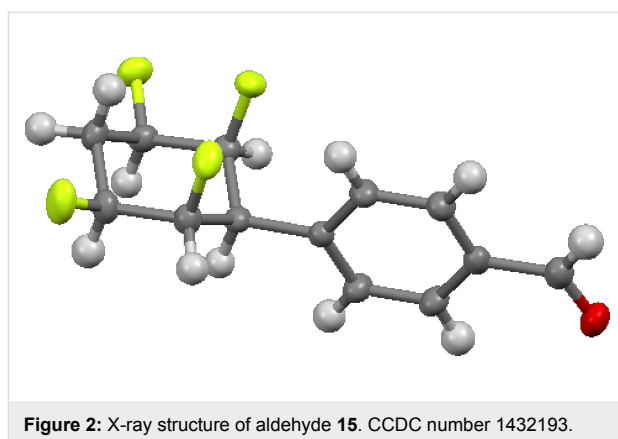


Scheme 1: Preparation of benzoic acids **11–13**; i. $\text{HIO}_4 \cdot 2\text{H}_2\text{O}$ (50%), AcOH , H_2SO_4 , I_2 , H_2O , 70°C 24 h, 92%; ii. $\text{Pd}(\text{OAc})_2$, Ph_3P , Et_3N , EtOH , CO (1 atm), 80°C , 16 h. iii. HCl (6 M), 1,4-dioxane, 70°C , 24 h or TFA/ H_2O (9:1), 100°C , 24 h.

ratio, respectively, which could be separated by column chromatography. The reaction is illustrated in Scheme 2. The structure of aldehyde **15** was confirmed by X-ray structure analysis and is shown in Figure 2.

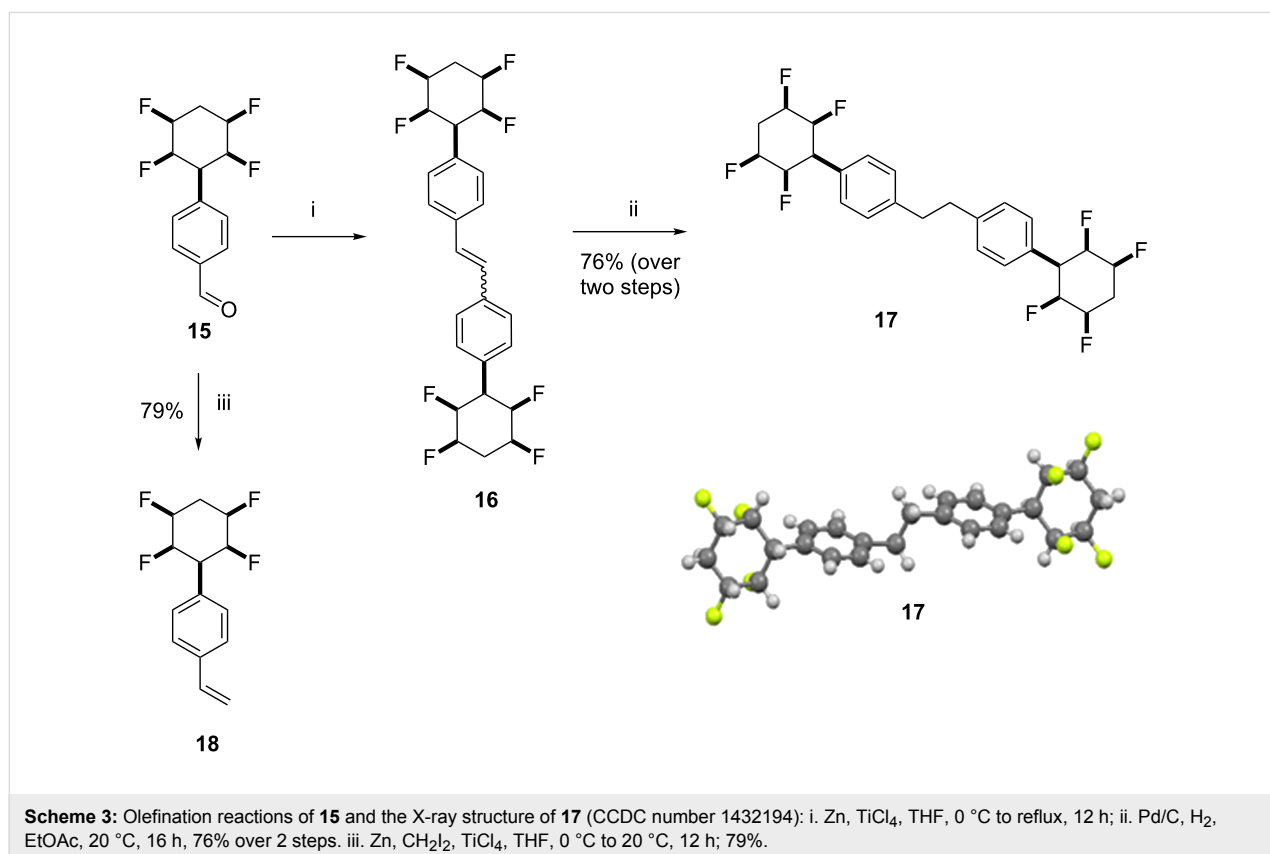


Transformations of benzaldehyde **15** were explored. For example McMurry coupling [12] of **15** gave a mixture of stilbene isomers **16**. Direct hydrogenation of the mixture afford dihydrostilbene **17** as a crystalline solid, a structure which was confirmed by X-ray crystallography and is shown in the inset in Scheme 3. Aldehyde **15** could also be converted to styrene **18** in



good yield using the Simmons–Smith method [13] as illustrated in Scheme 3.

For further elaboration, aldehyde **15** was reduced with NaBH₄ in good yield to generate the corresponding benzyl alcohol **19** [14]. Iodination of **19** to generate **20** with HI in chloroform [15] proved superior (95% yield) to the more classical Appel protocol which gave low yields in our hands. Nucleophilic substitution with the resultant benzyl iodide **20** using azide gave the corresponding benzyl azide **21** in good yield [16]. Chlorination to generate **23** was accomplished by treatment with mesyl



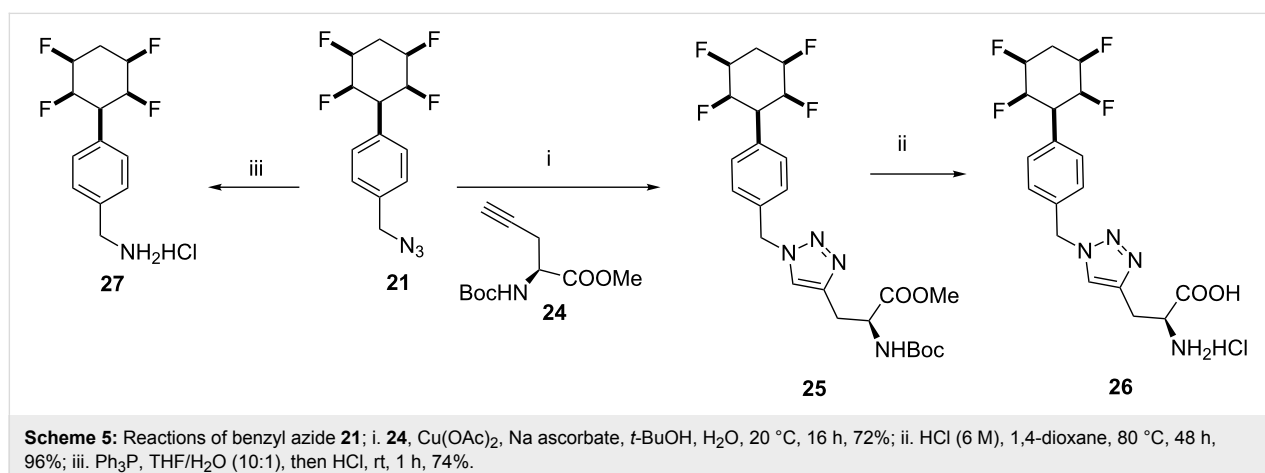
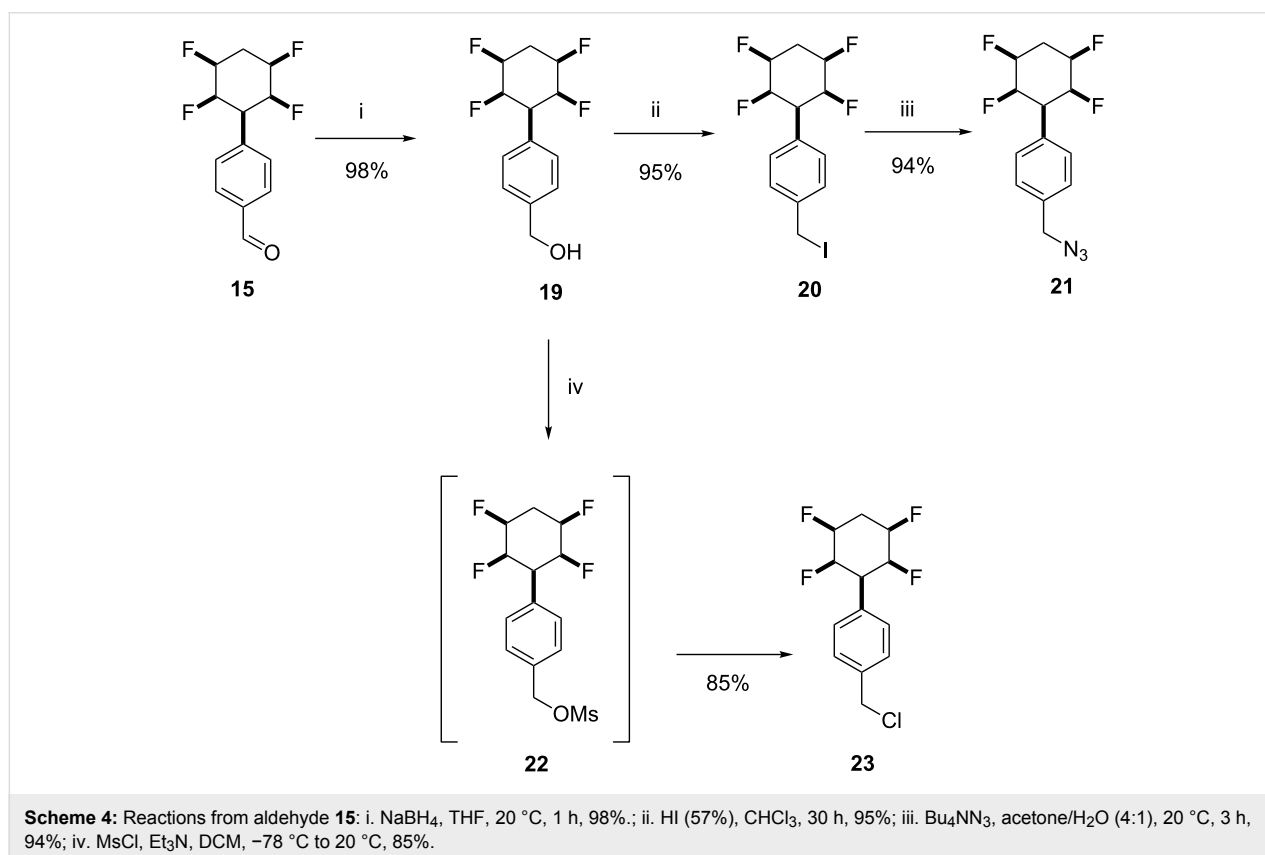
chloride/Et₃N in a one pot protocol, presumably via mesylate **22**, as illustrated in Scheme 4 [17].

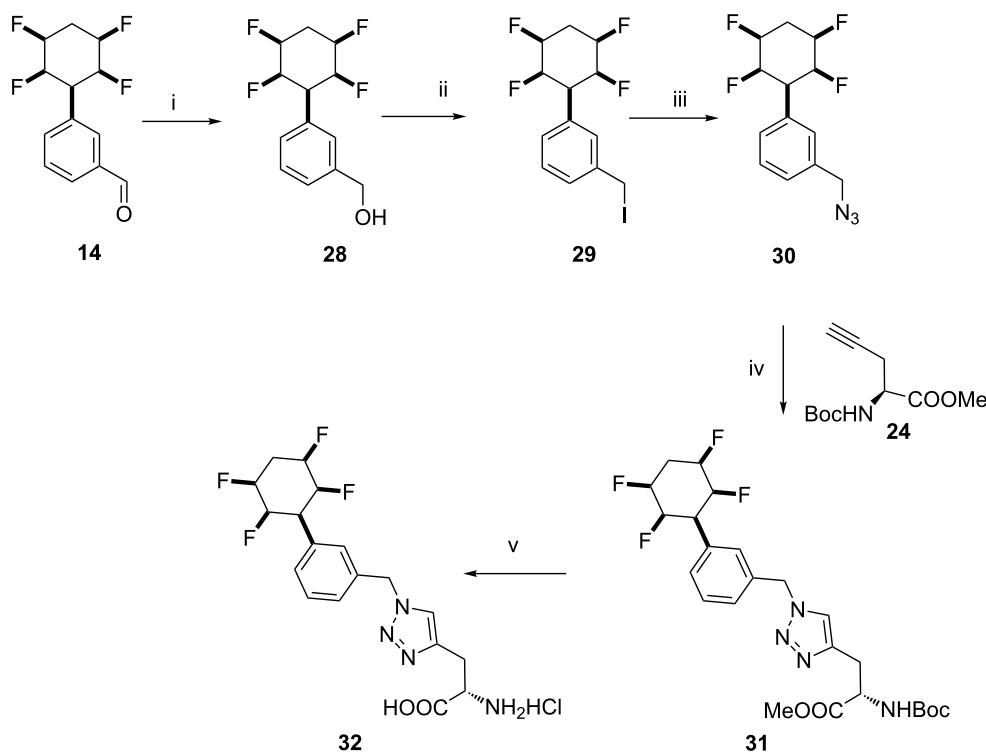
Reduction of benzyl azide **21** to generate amine **27** as its hydrochloride salt was achieved by a Staudinger reduction in good yield [18]. Azide **21** was also amenable to a ‘click’ reaction, in this case with the acetylenic protected amino acid **24** [19]. This gave the 1,2,3-triazol linked adduct **25** which could be fully deprotected to generate the free amino acid hydrochloride **26** as illustrated in Scheme 5.

The reactions described above were equally amenable to the *meta*-benzaldehyde **14**, as illustrated in Scheme 6.

Conclusion

In summary it is demonstrated that the all-*cis*-1,2,4,5-tetrafluorocyclohexane motif has been incorporated in a range of products prepared from aryl iodides **5–7**. These derivatives derive from aryl carboxylation or carbonylation, and complement those that can be prepared directly by electrophilic aromatic substitution of phenyl derivative **4**. This chemistry





Scheme 6: Reactions of aldehyde **14**: i. NaBH₄, THF, rt, 1 h, 98%; ii. HI (57%), CHCl₃, 30 h, 94%; iii. Bu₄NN₃, acetone/H₂O (4:1), rt, 3 h, 91%; iv. **24**, Cu(OAc)₂, Na ascorbate, *t*-BuOH, H₂O, rt, 12 h, 81%; v. HCl (6 M), 1,4-dioxane, 70 °C, 48 h, 94%.

should more readily facilitate the exploration of the properties and potential of the all-*cis*-1,2,4,5-tetrafluorocyclohexane motif in a diversity of research programmes.

Supporting Information

Supporting Information File 1

Experimental part.

[<http://www.beilstein-journals.org/bjoc/content/supplementary/1860-5397-11-287-S1.pdf>]

Acknowledgements

MA thanks the Egyptian Government for a Scholarship under the Channel Scheme and we are grateful to the support of Professor L. Fathey of the University of Alexandria, Department of Chemistry, Egypt. DO'H thanks the Royal Society for a Wolfson Research Merit Award and we also thank the EPSRC Mass Spectrometry Service at Swansea University, UK for analyses.

References

- Wang, J.; Sánchez-Rosolló, M.; Aceña, J. L.; del Pozo, C.; Sorochinsky, A. E.; Fustero, S.; Soloshonok, V. A.; Liu, H. *Chem. Rev.* **2014**, *114*, 2432–2506. doi:10.1021/cr4002879
- Fujiwara, T.; O'Hagan, D. *J. Fluorine Chem.* **2014**, *167*, 16–29. doi:10.1016/j.jfluchem.2014.06.014
- Durie, A. J.; Slawin, A. M. Z.; Lebl, T.; Kirsch, P.; O'Hagan, D. *Chem. Commun.* **2011**, *47*, 8265–8267. doi:10.1039/C1CC13016A
- Durie, A. J.; Slawin, A. M. Z.; Lebl, T.; Kirsch, P.; O'Hagan, D. *Chem. Commun.* **2012**, *48*, 9643–9645. doi:10.1039/C2CC34679F
- Keddie, N. S.; Slawin, A. M. Z.; Lebl, T.; Philp, D.; O'Hagan, D. *Nat. Chem.* **2015**, *7*, 483–488. doi:10.1038/nchem.2232
- Durie, A. J.; Fujiwara, T.; Al-Maharik, N.; Slawin, A. M. Z.; O'Hagan, D. *J. Org. Chem.* **2014**, *79*, 8228–8233. doi:10.1021/jo501432x
- Durie, A. J.; Fujiwara, T.; Cormanich, R.; Bühl, M.; Slawin, A. M. Z.; O'Hagan, D. *Chem. – Eur. J.* **2014**, *20*, 6259–6263. doi:10.1002/chem.201400354
- Ayoub, M. S.; Cordes, D. B.; Slawin, A. M. Z.; O'Hagan, D. *Org. Biomol. Chem.* **2015**, *13*, 5621–5624. doi:10.1039/C5OB00650C
- Moriello, A. S.; Balas, L.; Ligresti, A.; Cascio, M. G.; Durand, T.; Morea, E.; Ortar, G.; Di Marzo, V. *J. Med. Chem.* **2006**, *49*, 2320–2332. doi:10.1021/jm051226l
- Barfoot, C. W.; Harvey, J. E.; Kenworthy, M. N.; Kilburn, J. P.; Ahmed, M.; Taylor, R. J. K. *Tetrahedron* **2005**, *61*, 3403–3417. doi:10.1016/j.tet.2004.10.097
- Baillargeon, V. P.; Stille, J. K. *J. Am. Chem. Soc.* **1986**, *108*, 452–461. doi:10.1021/ja00263a015
- Ruzié, C.; Karpinska, J.; Kennedy, A. R.; Geerts, Y. H. *J. Org. Chem.* **2013**, *78*, 7741–7748. doi:10.1021/jo401134c
- Takai, K.; Hotta, Y.; Oshima, K.; Nozaki, H. *Bull. Chem. Soc. Jpn.* **1980**, *53*, 1698–1702. doi:10.1246/bcsj.53.1698
- Johnson, M. R.; Rickborn, B. *J. Org. Chem.* **1970**, *35*, 1041–1045. doi:10.1021/jo00829a039

15. Bianchini, G.; Aschi, M.; Cavicchio, G.; Crucianelli, M.; Preziuso, S.; Gallina, C.; Nastari, A.; Gavuzzo, E.; Mazza, F. *Bioorg. Med. Chem.* **2005**, *13*, 4740–4749. doi:10.1016/j.bmc.2005.04.079
16. Campbell-Verduyn, L. S.; Mirfeizi, L.; Dierckx, R. A.; Elsinga, P. H.; Feringa, B. L. *Chem. Commun.* **2009**, 2139–2141. doi:10.1039/B822994E
17. Amer, A.; Ayoub, M. S.; Khattab, S. N.; Hassan, S. Y.; Langer, V.; Senior, S.; El-Massry, A. M. *Carbohydr. Res.* **2010**, *345*, 2474–2484. doi:10.1016/j.carres.2010.08.010
18. Wallace, K. J.; Hanes, R.; Anslyn, E.; Morey, J.; Kilway, K. V.; Siegel, J. *Synthesis* **2005**, 2080–2083. doi:10.1055/s-2005-869963
19. Kuijpers, B. H. M.; Groothuys, S.; Keereweer, A. R.; Quaedflieg, P. J. L. M.; Blaauw, R. H.; van Delft, F. L.; Rutjes, F. P. J. T. *Org. Lett.* **2004**, *6*, 3123–3126. doi:10.1021/ol048841o

License and Terms

This is an Open Access article under the terms of the Creative Commons Attribution License (<http://creativecommons.org/licenses/by/2.0>), which permits unrestricted use, distribution, and reproduction in any medium, provided the original work is properly cited.

The license is subject to the *Beilstein Journal of Organic Chemistry* terms and conditions: (<http://www.beilstein-journals.org/bjoc>)

The definitive version of this article is the electronic one which can be found at:
[doi:10.3762/bjoc.11.287](https://doi.org/10.3762/bjoc.11.287)