

Enantioselective Catalysis

Stereo- and Chemodivergent NHC-Promoted Functionalisation of Arylalkylketenes with Chloral**

James J. Douglas,^[a, d] Gwydion Churchill,^[b] Alexandra M. Z. Slawin,^[a] David J. Fox,^{*, [c]} and Andrew D. Smith^{*, [a]}

Abstract: Stereo- and chemodivergent enantioselective reaction pathways are observed upon treatment of arylalkylketenes and trichloroacetaldehyde (chloral) with N-heterocyclic carbenes, giving selectively either β -lactones (up to 88:12 dr, up to 94% ee) or α -chloroesters (up to 94% ee). Either 2-arylsubstitution or an α -branched *i*Pr alkyl substituent within the ketene favours the chlorination pathway, allowing chloral to be used as an electrophilic chlorinating reagent in asymmetric catalysis.

The ability of N-heterocyclic carbenes (NHCs) to catalyse an array of organocatalytic reaction sequences is widely recognised,^[1] with recent investigations demonstrating their unique versatility in processes that proceed via reactive acyl anion,^[2] azolium enolate,^[3] azolium homoenolate,^[4] acyl azolium,^[5] or α,β -unsaturated acyl azolium species.^[6] Typically, α -functionalised aldehydes,^[7] enals,^[8] activated esters^[9] or recently carboxylic acids^[10] can be used as mono-substituted azolium enolate precursors, with disubstituted azolium enolates generated using isolable arylalkylketenes. In the latter area, a number of asymmetric formal [2+2],^[11] [3+2]^[12] and [4+2]^[13] cycloaddition reactions have been developed. Within these processes, limit-

ed variation within the arylalkylketene unit is typically tolerated, with 2-substitution of the aryl unit or α -branching in the alkyl substituent usually leading to either no reaction or markedly reduced product yields and stereoselectivity.^[13,14] In only a single isolated [2+2] reaction process that employs 2-oxoaldehydes as the cycloaddition partner is an arylalkylketene bearing either of these structural features vital for high diastereo- and enantiocontrol.^[15] Despite these observations, no rationale has been reported, nor a systematic study undertaken to explore the observed product distributions with variation in ketene substitution. In this context, we demonstrate herein that chemo- and stereodivergent reaction pathways are observed in the NHC-mediated asymmetric functionalisation of arylalkylketenes with chloral, generating selectively either β -lactones (up to 88:12 dr, up to 94% ee) or α -chloroesters (up to 94% ee).^[16] Notably, 2-arylsubstitution or α -branching within the alkyl chain of the ketene leads to the chlorination pathway (Figure 1), demonstrating, to the best of our knowledge, the

Stereo- and chemodivergent functionalisation of ketenes with chloral using NHCs

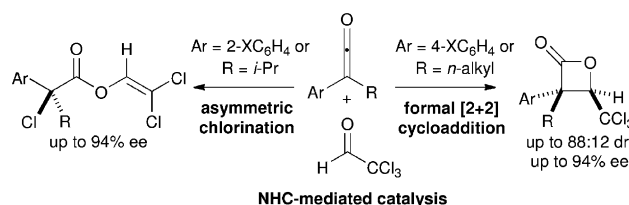


Figure 1. Stereo- and chemodivergent functionalization of ketenes with chloral using NHCs.

ability of chloral to act as an electrophilic chlorine source in asymmetric catalysis for the first time.

Initial investigations focused upon the functionalisation of ethylphenylketene **1** (1.0 eq) with chloral (1.0 eq) using NHC precatalyst **7** (Scheme 1). KHMDS was required for optimal reactivity and selectivity,^[17] while decreasing the reaction temperature to lower than 0 °C gave increased enantioselectivity at the expense of product yield.^[18] Following optimization this reaction process was suitable for preparative scale reactions (15 mmol of ketene) using 2.5 mol% of precatalyst **7**, giving a 74:26 *anti:syn* mixture of separable diastereoisomers *anti*-**2** (2.40 g, 94% ee) and *syn*-**3** (0.96 g, 92% ee) in 80% overall yield. Both *anti*-**2** and *syn*-**3** were crystallized to enantiopurity,^[19] and their relative and absolute configurations unambigu-

[a] Dr. J. J. Douglas, Prof. A. M. Z. Slawin, Prof. A. D. Smith
EaStCHEM, School of Chemistry
University of St Andrews
North Haugh, St Andrews, Fife, KY16 9ST (UK)
E-mail: ads10@st-andrews.ac.uk
Homepage: <http://ch-www.st-andrews.ac.uk/staff/ads/group/>

[b] Dr. G. Churchill
AstraZeneca, Pharmaceutical Development
Macclesfield, Cheshire, SK10 2NA (UK)

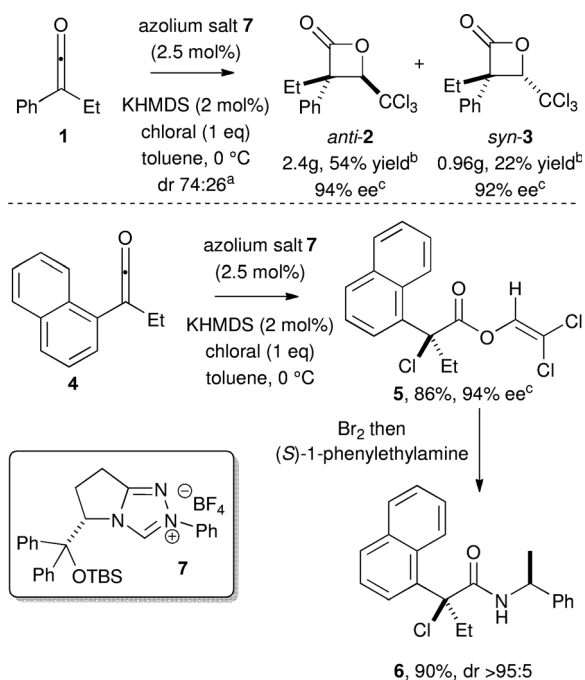
[c] Dr. D. J. Fox
Department of Chemistry, University of Warwick
Gibbet Hill Road, Coventry, CV7 4AL (UK)
E-mail: dj.fox@warwick.ac.uk

[d] Dr. J. J. Douglas
Current Address: Small Molecule Design and Development
Lilly Research Laboratories, Eli Lilly and Company
Indianapolis, IN 46285 (USA)

[**] NHC = N-heterocyclic carbene.

Supporting information for this article is available on the WWW under <http://dx.doi.org/10.1002/chem.201503308>.

© 2015 The Authors. Published by Wiley-VCH Verlag GmbH & Co. KGaA. This is an open access article under the terms of the Creative Commons Attribution License, which permits use, distribution and reproduction in any medium, provided the original work is properly cited.

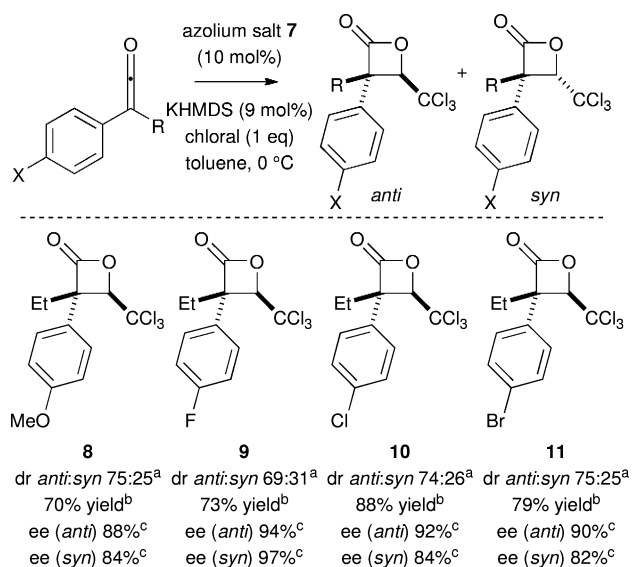


Scheme 1. [a] Determined by ¹H NMR spectroscopic analysis of the crude reaction product. [b] Isolated yield of separable diastereoisomers (dr ≥ 95:5). [c] Determined by chiral HPLC analysis.

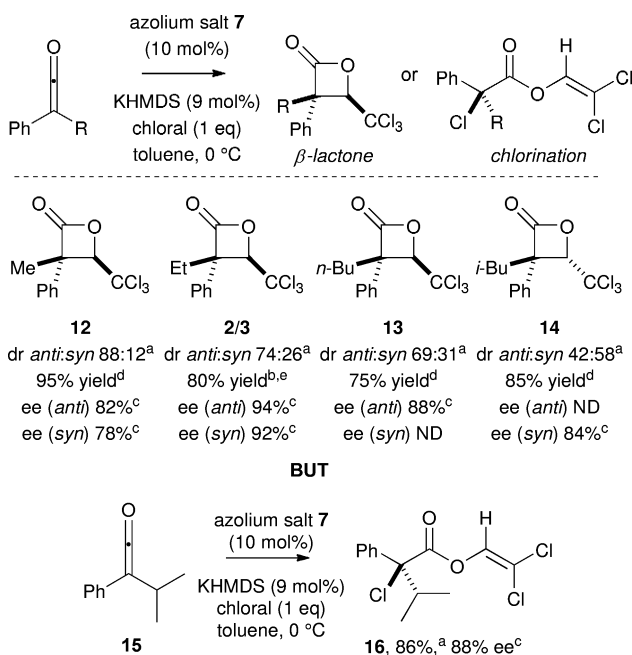
ously confirmed by single crystal X-ray diffraction, consistent with high stereocontrol at C(3) imparted by the NHC derived from precatalyst **7**.^[20] Remarkably, employing ethyl-1-naphthylketene **4** with precatalyst **7** and chloral, resulted in a chemodivergent reaction process, giving exclusively the tertiary chlorinated vinyl ester **5**. Performing this reaction on a 3.5 mmol scale gave exclusively **5** (1.10 g) in 86% yield and 94% ee. Derivatization of **5** with (*S*)-phenylethylamine gave amide **6** as a single diastereoisomer whose absolute configuration was unambiguously confirmed by single crystal X-ray diffraction.^[20] To the best of our knowledge, this represents a unique example of chloral acting as an electrophilic chlorinating reagent in asymmetric catalysis and also a rare chemodivergent NHC-promoted process employing ketenes.

The structural parameters within the ketene that govern the outcome of these chemodivergent reaction processes were next examined systematically. 4-Substitution of the aryl unit with either electron-donating or electron-withdrawing substituents is tolerated, leading to exclusive β-lactone formation, in moderate dr (up to 75:25 *anti*:*syn*) and good ee (up to 94% ee for the major diastereoisomer) (Scheme 2, **8–11**).

Subsequent variation of the alkyl unit within a series of alkylphenylketenes showed that highest diastereoselectivity was observed with methylphenylketene (**15**, 95% yield, 88:12 dr, 82% ee). Further variation of the *n*-alkyl substituent (to give **2**, Et and **13**, *n*Bu) gave slightly reduced *anti*-selectivity with increasing chain length (up to 74:26 dr and 94% ee). *i*Bu Substitution gave **14** with essentially no diastereoselectivity (42:58 dr *anti*:*syn*) with the major *syn*-diastereoisomer isolated in 84% ee. Interestingly, using the α-branched *iso*-propylphenylketene **15** in this protocol gave exclusively α-chloroester **16** in



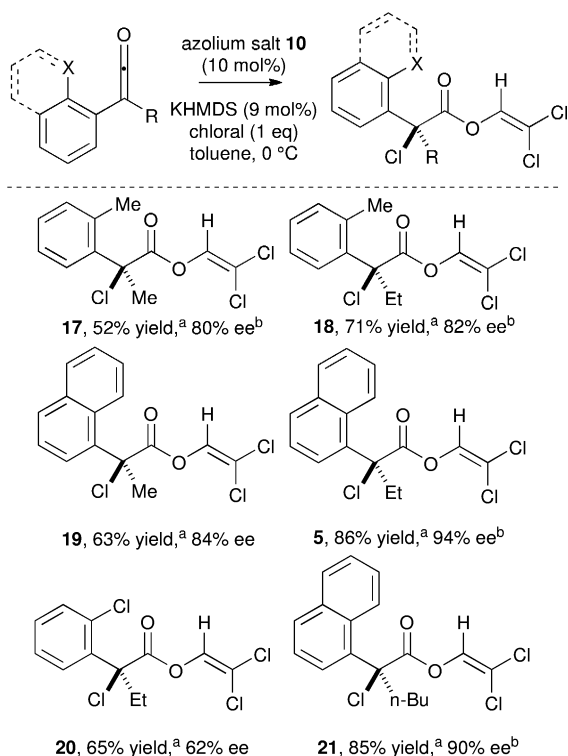
Scheme 2. [a] Determined by ¹H NMR spectroscopic analysis of the crude reaction product. [b] Overall combined isolated yield of separable diastereoisomers. [c] Determined by chiral HPLC analysis.



Scheme 3. [a] Determined by ¹H NMR spectroscopic analysis of the crude reaction product. [b] Isolated yield of separable diastereoisomers. [c] Determined by chiral HPLC. [d] Isolated yield of partially separable diastereoisomers.

preference to β-lactone formation, giving **16** in 86% yield and 88% ee (Scheme 3). These trends indicate that both diastereoselectivity in β-lactone formation, and the dichotomy between β-lactone formation and α-chlorination pathways, are sensitive to steric effects of the alkyl ketene substituent.

To further establish the generality of the chlorination pathway, alternative 2-substituted aryl units within the alkylarylketene were evaluated (Scheme 4). Notably, 1-naphthyl-, 2-tolyl-



Scheme 4. [a] Yield of isolated product. [b] Determined by chiral HPLC analysis.

or 2-chlorophenyl-substituted alkylarylketenes led to exclusive formation of the corresponding α -chloroesters **5**, **17-21** in good to excellent yield and enantioselectivities (up to 86% yield and 94% ee).

The observed change in reactivity from formal [2+2] cycloaddition to chlorination with variation in the ketene structure was also investigated computationally using 1,4-dimethyltria-

zol-5-ylidene as a model NHC catalyst with methyl-2-methylphenylketene and isopropylphenylketene (Figure 2). Grimme's B3LYP-D3(BJ) functional^[21] and the 6-31G(d, p) basis set^[22] were used for geometry optimisation and ZPE calculation, with final energies calculated using the TZVPP basis set.^[23] Using these constraints, transition structures for both the formal [2+2] cycloaddition and α -chlorination reactions from methyl-2-methylphenylketene and *iso*-propylphenylketene were located (Figure 2). In accordance with the results of Zhang et al.^[24] the transition states for reactions of the (*E*)-enolates were significantly lower in energy than those of the (*Z*)-enolates (see SI for all calculated transition state structures and energies). Using both of these ketenes, transition states for α -chlorination over the formal [2+2] cycloaddition process leading to the β -lactones were favoured significantly as observed experimentally. For β -lactone formation, the transition state leading to the *syn*-product was favoured over the *anti*-.^[25] In the calculated transition states, the forming C–C bonds in the formal [2+2] cycloaddition are significantly shorter (**22**, 1.88 Å; **23**, 1.87 Å) than the developing C–Cl bonds (**24**, 2.24 Å; **25**, 2.37 Å). This is consistent with the electrophilic chlorine in the S_N2-type chlorination transition state being less sterically demanding than the sp²-hybridised carbonyl carbon in the formal [2+2] cycloaddition reaction. With either a 2-substituent within the aromatic substituent of the alkylarylketene, or a branched *iso*-propyl group, the additional steric encumbrance of these substituents disfavours the formal [2+2] addition, resulting in the chlorination process being preferred.

Building upon this model, the observed chemodivergent reaction pathways are proposed to arise from initial NHC addition to the ketene, with preferential onwards reaction arising from the (*E*)-azolium enolate **26**. Subsequent stereoselective formal [2+2] cycloaddition with chloral generates **28**, with elimination of the NHC giving the β -lactone and completing the catalytic cycle. Alternatively, the use of chloral as an electrophilic chlorinating agent results in the formation of an acyl azolium and enolate ion pair **27** that combined to give the observed α -chloroester. Notably, assuming these mechanistic extremes, stereodivergent reaction pathways are observed from the (*E*)-azolium enolate intermediate **26**. *Re*-face functionalisation of the enolate derived from sterically non-demanding ketenes (such as **1**) leads to the observed β -lactone configuration. Conversely, *Si*-face functionalisation with ketenes bearing either a 2-substituted aryl unit or an α -branched *iso*-propyl substituent provides the configuration observed for the chlorinated esters (Figure 3).

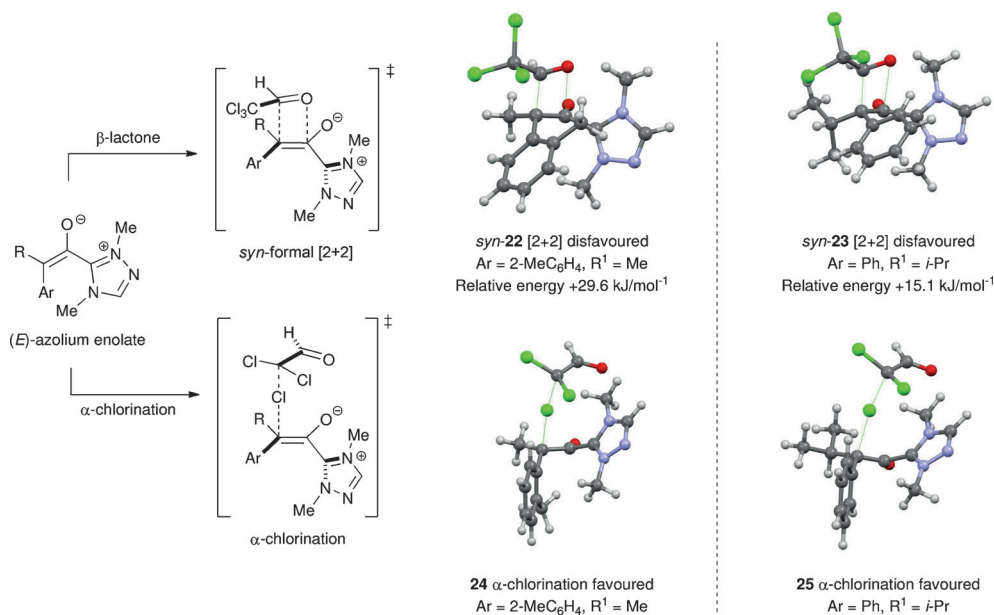


Figure 2. Computed transition states for β -lactone formation and α -chlorination using methyl-2-methylphenylketene and *iso*-propylphenylketene.

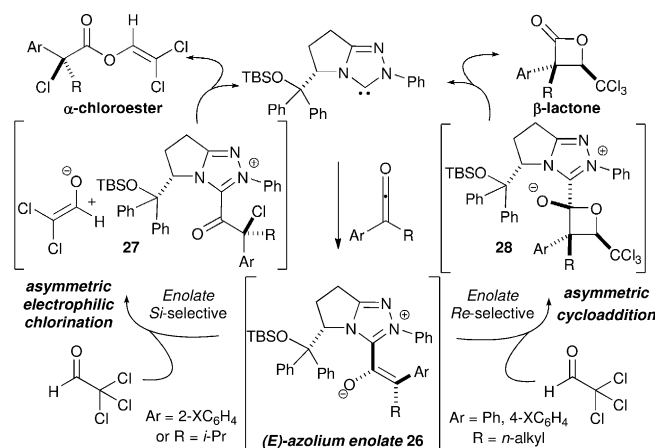


Figure 3. Proposed catalytic cycle.

Conclusion

To conclude, stereo- and chemodivergent asymmetric reaction pathways are observed upon treatment of alkylalkylketenes and chloral with chiral NHCs, giving selectively either β -lactones (up to 88:12 dr, up to 94% ee) or α -chloroesters (up to 94% ee), with 2-arylsubstitution or α -branching within the alkyl chain of the ketene unit leading to the α -chlorination pathway. Computational studies on a model system have allowed the structural parameters that lead to selectivity in these reaction processes to be analysed. Current research from this laboratory is directed toward developing alternative uses of NHCs and other Lewis bases in asymmetric catalysis.

Experimental Section

For general experimental details, full characterisation data, NMR spectra and HPLC traces, see the Supporting Information.

General procedure (1): Lactonisation and chlorination at 0 °C

To a flame dried Schlenk flask under an argon atmosphere was added NHC precatalyst (0.10 mmol), base (0.09 mmol) and toluene (6 mL) and the mixture stirred for 15 min. The mixture was then cooled to 0 °C in an ice/H₂O bath followed by addition of a 0 °C solution of the requisite ketene (1.00 mmol) in toluene (12 mL), immediately followed by chloral (1.00 mmol). Toluene (2 mL) was added to wash residual reactants into solution and the reaction was stirred for the stated time at 0 °C before opening the flask to the air for 30 min and concentration in vacuo. The resulting crude residue was purified by flash silica chromatography (ether:petrol) to provide either the isolated lactone or chlorinated ester as stated.

General procedure (2): Lactonisation and chlorination at 0 °C with dropwise ketene addition

In instances where ketene dimerization was competitive with lactonisation or chlorination the ketene was added dropwise. To a flame dried Schlenk flask under an argon atmosphere was added NHC precatalyst (0.10 mmol), base (0.09 mmol) and toluene (6 mL) and

the mixture stirred for 15 min. The mixture was then cooled to 0 °C in an ice/H₂O bath followed by addition of chloral (1.00 mmol). A 0 °C solution of the requisite ketene (1.00 mmol) in toluene (12 mL) was subsequently added over 0.5 h. The reaction was stirred for an additional 3 h at 0 °C before opening the flask to the air for 0.5 h and concentration in vacuo. The resulting crude residue with the stated diastereomeric ratio was purified by flash silica chromatography (ether:petrol) to provide either the isolated lactone or chlorinated ester.

Acknowledgements

We thank the Royal Society for a URF (ADS), AstraZeneca and the EPSRC for funding (JD - grant number EP/G501742/1). We also thank the EPSRC UK National Mass Spectrometry Facility at Swansea University.

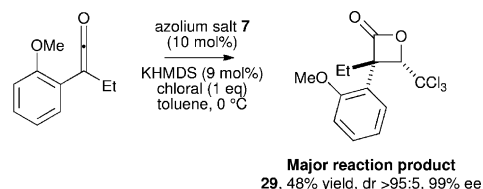
Keywords: asymmetric catalysis · chlorination reactions · ketenes · lactones · stereodivergent reactions

- [1] For selected general reviews, see: a) E. M. Phillips, A. Chan, K. A. Scheidt, *Aldrichimica Acta* **2009**, *42*, 55–66; b) C. D. Campbell, K. B. Ling, A. D. Smith, *N-Heterocyclic Carbenes in Organocatalysis*, Vol. 32, Springer, Dordrecht, **2011**; c) A. Grossmann, D. Enders, *Angew. Chem. Int. Ed.* **2012**, *51*, 314–325; *Angew. Chem.* **2012**, *124*, 320–332; d) J. Izquierdo, G. E. Hutson, D. T. Cohen, K. A. Scheidt, *Angew. Chem. Int. Ed.* **2012**, *51*, 11686–11698; *Angew. Chem.* **2012**, *124*, 11854–11866; e) M. N. Hopkinson, C. Richter, M. Schedler, F. Glorius, *Nature* **2014**, *510*, 485–496.
- [2] For reviews, see: a) A. T. Biju, N. Kuhl, F. Glorius, *Acc. Chem. Res.* **2011**, *44*, 1182–1195; b) H. Vora, T. Rovis, *Aldrichimica Acta* **2011**, *44*, 3–11; c) S. R. Yetra, A. Patra, A. T. Biju, *Synthesis* **2015**, *47*, 1357–1378; for mechanistic studies, see: d) C. J. Collett, R. S. Massey, O. R. Maguire, A. S. Batsanov, A. C. O'Donoghue, A. D. Smith, *Chem. Sci.* **2013**, *4*, 1514–1522; e) C. J. Collett, R. S. Massey, J. E. Taylor, O. R. Maguire, A. C. O'Donoghue, A. D. Smith, *Angew. Chem. Int. Ed.* **2015**, DOI: 10.1002/anie.201501840.
- [3] For a review, see: J. Douglas, G. Churchill, A. D. Smith, *Synthesis* **2012**, *44*, 2295–2309.
- [4] For a review, see: a) V. Nair, R. S. Menon, A. T. Biju, C. R. Sinu, R. R. Paul, A. Jose, V. Sreekumar, *Chem. Soc. Rev.* **2011**, *40*, 5336–5346.
- [5] For a general review, see: a) J. L. Moore, T. Rovis, *Top. Curr. Chem.* **2009**, *291*, 77–144; for selected examples, see: b) J. E. Thomson, K. Rix, A. D. Smith, *Org. Lett.* **2006**, *8*, 3785–3788.
- [6] For selected examples, see: a) S. J. Ryan, L. Candish, D. W. Lupton, *J. Am. Chem. Soc.* **2009**, *131*, 14176–14177; b) J. Kaeobamrung, J. Mahatthanachai, P. Zheng, J. W. Bode, *J. Am. Chem. Soc.* **2010**, *132*, 8810–8812; c) J. Mahatthanachai, P. Zheng, J. W. Bode, *Angew. Chem. Int. Ed.* **2011**, *50*, 1673–1677; *Angew. Chem.* **2011**, *123*, 1711–1715; d) A. Biswas, S. De Sarkar, L. Tebben, A. Studer, *Chem. Commun.* **2012**, *48*, 5190–5192; e) J. Mahatthanachai, J. Kaeobamrung, J. W. Bode, *ACS Catal.* **2012**, *2*, 494–503.
- [7] For an excellent review, see: a) H. U. Vora, P. Wheeler, T. Rovis, *Adv. Synth. Catal.* **2012**, *354*, 1617–1639; for other selected manuscripts, see: b) M. He, G. J. Ue, J. W. Bode, *J. Am. Chem. Soc.* **2006**, *128*, 15088–15089; c) Y. Kawanaka, E. M. Phillips, K. A. Scheidt, *J. Am. Chem. Soc.* **2009**, *131*, 18028–18029; d) N. T. Reynolds, T. Rovis, *J. Am. Chem. Soc.* **2005**, *127*, 16406–16407; e) K. B. Ling, A. D. Smith, *Chem. Commun.* **2011**, *47*, 373–375; f) A. T. Davies, J. E. Taylor, J. Douglas, C. J. Collett, L. C. Morrill, C. Fallan, A. M. Z. Slawin, G. Churchill, A. D. Smith, *J. Org. Chem.* **2013**, *78*, 9243–9257; g) J. E. Taylor, D. S. B. Daniels, A. D. Smith, *Org. Lett.* **2013**, *15*, 6058–6061; h) A. T. Davies, P. M. Pickett, A. M. Z. Slawin, A. D. Smith, *ACS Catal.* **2014**, *4*, 2696–2700.
- [8] For selected examples, see: a) M. He, J. R. Struble, J. W. Bode, *J. Am. Chem. Soc.* **2006**, *128*, 8418–8420; b) M. Wadamoto, E. M. Phillips, T. E. Reynolds, K. A. Scheidt, *J. Am. Chem. Soc.* **2007**, *129*, 10098–10099; c) J. Kaeobamrung, M. C. Kozlowski, J. W. Bode, *Proc. Natl. Acad. Sci. USA*

- 2010, 107, 20661–20665; d) E. M. Phillips, J. M. Roberts, K. A. Scheidt, *Org. Lett.* **2010**, 12, 2830–2833; e) X. Fang, X. Chen, Y. R. Chi, *Org. Lett.* **2011**, 13, 4708–4711.
- [9] For a review, see: a) P. Chauhan, D. Enders, *Angew. Chem. Int. Ed.* **2014**, 53, 1485–1487; *Angew. Chem.* **2014**, 126, 1509–1511; for selected examples, see: b) L. Hao, Y. Du, H. Lv, X. Chen, H. Jiang, Y. Shao, Y. R. Chi, *Org. Lett.* **2012**, 14, 2154–2157; c) S. Chen, L. Hao, Y. Zhang, B. Tiwari, Y. R. Chi, *Org. Lett.* **2013**, 15, 5822–5825; d) L. Hao, S. Chen, J. Xu, B. Tiwari, Z. Fu, T. Li, J. Lim, Y. R. Chi, *Org. Lett.* **2013**, 15, 4956–4959; e) J. Xu, Z. Jin, Y. R. Chi, *Org. Lett.* **2013**, 15, 5028–5031.
- [10] For a review, see: a) L. C. Morrill, A. D. Smith, *Chem. Soc. Rev.* **2014**, 43, 6214–6226; for selected examples, see: b) A. Lee, A. Younai, C. K. Price, J. Izquierdo, R. K. Mishra, K. A. Scheidt, *J. Am. Chem. Soc.* **2014**, 136, 10589–10592.
- [11] For selected examples, see: a) Y.-R. Zhang, L. He, X. Wu, P.-L. Shao, S. Ye, *Org. Lett.* **2007**, 9, 277–280; b) N. Duguet, C. D. Campbell, A. M. Z. Slawin, A. D. Smith, *Org. Biomol. Chem.* **2008**, 6, 1108–1113; c) H. Lv, Y.-R. Zhang, X.-L. Huang, S. Ye, *Adv. Synth. Catal.* **2008**, 350, 2715–2718; d) T. Wang, X.-L. Huang, S. Ye, *Org. Biomol. Chem.* **2010**, 8, 5007–5011; e) X.-N. Wang, Y.-Y. Zhang, S. Ye, *Adv. Synth. Catal.* **2010**, 352, 1892–1895.
- [12] P.-L. Shao, X.-Y. Chen, S. Ye, *Angew. Chem. Int. Ed.* **2010**, 49, 8412–8416; *Angew. Chem.* **2010**, 122, 8590–8594.
- [13] For selected examples, see: a) Y.-R. Zhang, H. Lv, D. Zhou, S. Ye, *Chem. Eur. J.* **2008**, 14, 8473–8476; b) X.-N. Wang, P.-L. Shao, H. Lv, S. Ye, *Org. Lett.* **2009**, 11, 4029–4031; c) H. Lv, L. You, S. Ye, *Adv. Synth. Catal.* **2009**, 351, 2822–2826.
- [14] For selected examples, see: a) H. Lv, X.-Y. Chen, L.-H. Sun, S. Ye, *J. Org. Chem.* **2010**, 75, 6973–6976; b) P.-L. Shao, X.-Y. Chen, L.-H. Sun, S. Ye, *Tetrahedron Lett.* **2010**, 51, 2316–2318; c) see also ref. [11 e]; d) T.-Y. Jian, P.-L. Shao, S. Ye, *Chem. Commun.* **2011**, 47, 2381–2383.
- [15] L. He, H. Lv, Y.-R. Zhang, S. Ye, *J. Org. Chem.* **2008**, 73, 8101–8103.
- [16] For selected organocatalytic chlorination reaction processes, see: a) M. P. Brochu, S. P. Brown, D. W. C. MacMillan, *J. Am. Chem. Soc.* **2004**, 126, 4108–4109; b) N. Halland, A. Brauton, S. Bachmann, M. Marigo, K. A. Jørgensen, *J. Am. Chem. Soc.* **2004**, 126, 4790–4791; c) E. C. Lee, K. M. McCauley, G. C. Fu, *Angew. Chem. Int. Ed.* **2007**, 46, 977–979; *Angew. Chem.* **2007**, 119, 995–997 and Ref. [7d].
- [17] For KHMDS promoted formal [2+2] cycloadditions of ketenes and imines or carbonyls, see: a) O. Sereda, R. Wilhelm, *Synlett* **2007**, 3032–

3036; b) S. Tabassum, O. Sereda, P. V. G. Reddy, R. Wilhelm, *Org. Biomol. Chem.* **2009**, 7, 4009–4016. In our conditions KHMDS has been used in substoichiometric quantity with respect to the azolium salt to minimise this process. In the absence of azolium salt **10**, KHMDS (9 mol%) provides clean conversion to the lactone products **2:3** in 53:47 dr (*anti:syn*). See the Supporting Information for full details.

- [18] See the Supporting Information for full optimisation results.
- [19] Racemic standards of all samples were prepared through the use of (±)-precatalyst **7**.
- [20] CCDC 1063736 (**2**), 1063737 (**3**), 1063738 (**6**), and 1063739 (**29**) contain the supplementary crystallographic data for this paper. These data are provided free of charge by The Cambridge Crystallographic Data Centre.
- [21] S. Grimme, S. Ehrlich, L. Goerigk, *J. Comput. Chem.* **2011**, 32, 1456–1465.
- [22] a) P. C. Hariharan, J. A. Pople, *Theor. Chim. Acta* **1973**, 28, 213–222; b) M. M. Francl, W. J. Pietro, W. J. Hehre, J. S. Binkley, M. S. Gordon, D. J. DeFrees, J. A. Pople, *J. Chem. Phys.* **1982**, 77, 3654–3665.
- [23] F. Weigend, R. Ahlrichs, *Phys. Chem. Chem. Phys.* **2005**, 7, 3297–3305.
- [24] M. Zhang, D. Wei, Y. Wang, S. Li, J. Liu, Y. Zhu, M. Tang, *Org. Biomol. Chem.* **2014**, 12, 6374–6383.
- [25] In support of this observation the reaction of 2-anisylethylketene using the NHC prepared from precatalyst **7** gave a 67:33 mixture of β-lactone:α-chlorination products, with the *syn*-lactone **29** (see the Supporting Information) as a single diastereoisomer in 48% yield and 99% ee. The relative and absolute configuration within **29** was determined by X-ray diffraction.



Received: August 20, 2015

Published online on ■■■■■, 0000

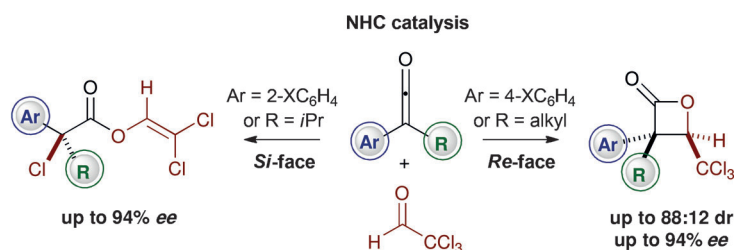
COMMUNICATION

Enantioselective Catalysis

J. J. Douglas, G. Churchill, A. M. Z. Slawin,
D. J. Fox,* A. D. Smith*

■■ - ■■

Stereo- and Chemodivergent NHC-
Promoted Functionalisation of
Arylalkylketenes with Chloral



Taming chloral two ways: Stereo- and chemodivergent enantioselective reaction pathways are observed upon treatment of arylalkylketenes and trichloroacetaldehyde (chloral) with N-heterocyclic carbenes (NHCs), giving selectively

either β -lactones (up to 88:12 dr, up to 94% *ee*) or α -chloroesters (up to 94% *ee*). Either 2-arylsubstitution or an α -branched *i*Pr alkyl substituent within the ketene favours the chlorination pathway (see scheme).