

# Exploring cycad foliage as an archive of the isotopic composition of atmospheric nitrogen

Michael A. Kipp, Eva E. Stüeken, Michelle M. Gehring, Kim Sterelny, John K. Scott, Paul I. Forster, Caroline A. Strömberg, Roger Buick

## Abstract

Molecular nitrogen ( $N_2$ ) constitutes the majority of Earth's modern atmosphere, contributing  $\sim 0.79$  bar of partial pressure ( $pN_2$ ). However, fluctuations in  $pN_2$  may have occurred on  $10^7$ - $10^9$  year timescales in Earth's past, perhaps altering the isotopic composition of atmospheric nitrogen. Here we explore an archive that may record the isotopic composition of atmospheric  $N_2$  in deep time: the foliage of cycads. Cycads are ancient gymnosperms that host symbiotic  $N_2$ -fixing cyanobacteria in modified root structures known as coralloid roots. All extant species of cycads are known to host symbionts, suggesting that this  $N_2$ -fixing capacity is perhaps ancestral, reaching back to the early history of cycads in the late Paleozoic. Therefore, if the process of microbial  $N_2$  fixation records the  $\delta^{15}N$  value of atmospheric  $N_2$  in cycad foliage, the fossil record of cycads may provide an archive of atmospheric  $\delta^{15}N$  values. To explore this potential proxy we conducted a survey of wild cycads growing in a range of modern environments to determine whether cycad foliage reliably records the isotopic composition of atmospheric  $N_2$ . We find that neither biological nor environmental factors significantly influence the  $\delta^{15}N$  values of cycad foliage, suggesting that they provide a reasonably robust record of the  $\delta^{15}N$  of atmospheric  $N_2$ . Application of this proxy to the record of carbonaceous cycad fossils may not only help to constrain changes in atmospheric nitrogen isotope ratios since the late Paleozoic, but also could shed light on the antiquity of the  $N_2$ -fixing symbiosis between cycads and cyanobacteria.

**Key words:** *Cycas*, cyanobacteria, *Lepidozamia*, *Macrozamia*, nitrogen fixation, nitrogen isotopes, symbiosis

## Introduction

Molecular nitrogen ( $N_2$ ) is the most abundant gas in Earth's modern atmosphere, with a partial pressure ( $pN_2$ ) of  $\sim 0.79$  bar. However,  $pN_2$  may have fluctuated over the course of Earth's  $\sim 4.5$  billion-year history. Modeling work has demonstrated that large ( $>0.1$  bar)  $pN_2$  fluctuations are plausible on  $>10^7$  year timescales under reasonable estimates of biogeochemical fluxes (Goldblatt *et al.*, 2009; Busigny *et al.*, 2011; Stüeken *et al.*, 2016b; Johnson & Goldblatt, 2018; Mallik *et al.*, 2018). Such large changes in  $pN_2$  would carry implications for global climate due to the effect of pressure broadening on the absorption of infrared radiation by greenhouse gases in the troposphere (Goldblatt *et al.*, 2009; Stüeken *et al.*, 2016b). For this reason, there has been considerable effort in recent years to constrain  $pN_2$  using geological proxies that are sensitive to atmospheric pressure (*e.g.* Som *et al.*, 2012; 2016; Goosmann *et al.*, 2018). A less-explored consequence of  $pN_2$  fluctuations is that the isotopic composition ( $\delta^{15}N$ ) of atmospheric  $N_2$  may have changed over time, perhaps leaving a trace in certain geological materials.

For instance, if past changes in  $pN_2$  have been driven by the burial of nitrogen in biomass – which some models suggest is a likely mechanism (Stüeken *et al.*, 2016b; Johnson & Goldblatt, 2018) – then the isotopic composition of atmospheric  $N_2$  would have shifted proportionally to the amount and isotopic composition of buried nitrogen via mass balance (similar to what is observed during glacial-interglacial changes in  $pCO_2$ ; Leuenberger *et al.*, 1992; Marino *et al.*, 1992). This may have driven the  $\delta^{15}N$  of atmospheric  $N_2$  toward lower values at times if isotopically-heavy ( $\delta^{15}N \gg 0$ ) biomass was being buried. If a suitable archive were to exist of the  $\delta^{15}N$  of atmospheric  $N_2$  in deep time, then it could perhaps be used to constrain the magnitude of  $pN_2$  fluctuations if assumptions were made about the  $\delta^{15}N$  of the buried or released nitrogen. Moreover, such an archive would also provide a critical test of the constancy of atmospheric  $\delta^{15}N$  values on geological timescales, which is a foundational premise in deep-time studies of nitrogen isotope systematics (Ader *et al.*, 2016; Stüeken *et al.*, 2016a).

There has been limited work constraining the  $\delta^{15}N$  of atmospheric  $N_2$  in deep time. Marty *et al.* (2013) used  $N_2/Ar$  ratios and  $\delta^{15}N$  values of fluid inclusions in  $\sim 3.5$  Ga hydrothermal quartz to calculate that  $pN_2$  was between 0.5 and 1.1 bar and that the  $\delta^{15}N$  of atmospheric  $N_2$  was within  $\sim 3\%$  of the modern value. They used these data to speculate that  $pN_2$  has not markedly changed across Earth's history. However, fluid inclusions containing trapped air are scarce in the geologic record and present a considerable analytical and interpretative challenge, making it difficult to extend this technique to large sample sets on broader timescales. More recently, Silverman *et al.* (2019) showed that the nitrogen isotopic fractionation during  $N_2$  fixation changes as a function of  $pN_2$  in some species of cyanobacteria. As microbial  $N_2$  fixation is thought to have arisen early in Earth's history (Stüeken *et al.*, 2015; Weiss *et al.*, 2016) and cyanobacteria may have dominated primary productivity through much of the Precambrian (Brocks *et al.*, 2017; Gueneli *et al.*, 2018), they could perhaps provide a long-term record of both  $pN_2$  and the  $\delta^{15}N$  of atmospheric  $N_2$ . However, because  $\delta^{15}N$  values of bulk marine sediments can be altered by a few permil during diagenesis (Robinson *et al.*, 2012) and represent a mixture of biomass from  $N_2$ -fixing and non- $N_2$ -fixing organisms, this would require the nitrogen isotopic analysis of discrete cyanobacterial fossils instead of bulk marine sediments. While such fossilized remains have been reported throughout much of the Proterozoic (Awramik & Barghoorn, 1977; Golubic *et al.*, 1995; Pang *et al.*, 2018), the preservation of sufficient organic material in these minute fossils would make analyses challenging, and again temporally-limited.

Here we investigate a possible macroscopic archive of the  $\delta^{15}N$  value of atmospheric  $N_2$ : the foliage of plants with symbiotic  $N_2$ -fixing bacteria. Several plant lineages are known to form symbioses with bacteria that fix atmospheric  $N_2$  into a bioavailable form and supply it to their host (Vessey *et al.*, 2005); most notable are the legumes, which host  $N_2$ -fixing bacteria (rhizobia) in their root nodules. The use of foliar  $\delta^{15}N$  values for recognizing  $N_2$  fixation in these plant-microbial symbioses has long been established (*e.g.* Shearer & Kohl, 1986; Handley & Raven, 1992) and in many cases  $\delta^{15}N$  values in the foliage of plants with  $N_2$ -fixing symbioses have been shown to closely approximate that of atmospheric  $N_2$  (Shearer *et al.*, 1983; Yoneyama *et al.*, 1993; Pate & Unkovich, 1999). This suggests that the measurement of  $\delta^{15}N$  in fossilized leaves of such plants could perhaps provide an archive of atmospheric  $\delta^{15}N$  values. However, most plants with  $N_2$ -fixing symbionts do not have a long enough fossil record to encompass a sufficient stretch of geologic time to detect possible fluctuations in  $pN_2$  (and therefore in  $\delta^{15}N$  of atmospheric  $N_2$ ).

The cycads (Division: *Cycadophyta*) are an exceptional case: these gymnosperms have been deemed “living fossils” due to their morphological similarity to their ancestors, which originated in the late Paleozoic (Zhifeng & Thomas, 1989) and reached substantial diversity by the Mesozoic (Taylor *et al.*, 2009). All extant species of cycads are known to host symbiotic, N<sub>2</sub>-fixing cyanobacteria (primarily of the genera *Nostoc* and *Calothrix*; Rasmussen & Nilsson, 2002) in modified, subaerial to shallow subterranean, apogeotrophic roots known as coralloid roots (Costa & Lindblad, 2002). The occurrence of active symbionts in all extant cycad species is consistent with an ancestral nature of N<sub>2</sub> fixation in this lineage (Raven, 2002), meaning that fossilized cycad foliage may indeed provide an archive of atmospheric  $\delta^{15}\text{N}$  values. As cycads were quite abundant in the past – particularly during the Mesozoic – it may be possible to leverage their organic remains (in the form of carbonaceous compression fossils) as a comprehensive record of foliar  $\delta^{15}\text{N}$  values across the last 200-300 Myrs.

While all of these factors make cycads compelling study organisms for recording atmospheric  $\delta^{15}\text{N}$  values in deep time, a validation of this proxy is first needed in modern ecosystems. This is particularly important because there are multiple confounding factors that can interfere with a plant’s ability to record the  $\delta^{15}\text{N}$  value of atmospheric N<sub>2</sub>, even in the presence of active symbiotic N<sub>2</sub>-fixing bacteria. These include isotopic fractionation during microbial N<sub>2</sub> fixation, isotopic fractionation during nitrogen transport within plant tissues, and facultative uptake of soil nitrogen pools with variable  $\delta^{15}\text{N}$  (Handley & Raven, 1992; Boddey *et al.*, 2000; Unkovich & Pate, 2000; Chalk *et al.*, 2016). Furthermore, while such processes have been studied in detail in other plants with N<sub>2</sub>-fixing symbioses, such as legumes, nitrogen isotopic studies of the cycad-cyanobacterial symbiosis are comparatively rare and often restricted to individual sites (*e.g.* Pate & Unkovich, 1999; Álvarez-Yépez *et al.*, 2014).

Here we explore the nitrogen isotope systematics of the cycad-cyanobacterial symbiosis on a larger geographic scale. We present new data from a nitrogen isotopic survey of cycad foliage growing in three different environments across Australia. We further compile published data from the literature in order to evaluate the significance of the observed trends in a global context. Using this combined dataset, we consider whether factors such as mean annual temperature (MAT), mean annual precipitation (MAP), leaf age, plant sex, micro-habitat and taxonomic affinity correlate with nitrogen isotopic variability in cycads. We also investigate the nitrogen isotopic composition of cyanobacteria isolated from the coralloid roots of wild cycads and isotopic variability across individual cycad leaves in order to quantify the isotopic effect of N<sub>2</sub> fixation and its preservation at multiple levels within this symbiosis. We use organic carbon concentrations and isotope ratios alongside nitrogen in order to aid in interpretations of isotopic variability, since these parameters can help track changes in leaf stoichiometry. We consider all of these datasets together and suggest that they jointly support the idea that cycad foliage reliably records atmospheric  $\delta^{15}\text{N}$  values on the modern Earth.

### 1.1 Nitrogen isotope systematics: Global N cycling to intra-plant fractionation

The use of nitrogen isotopes as a biogeochemical proxy in modern and ancient systems has been reviewed elsewhere (*e.g.* Högberg, 1997; Ader *et al.*, 2016; Stüeken *et al.*, 2016a); a brief summary is given here as it relates to the development of this proxy. The isotopic composition of atmospheric N<sub>2</sub> on the modern Earth is globally homogenous, and has come to be used as the

international reference material for nitrogen isotopic analyses (Mariotti, 1983). Modern atmospheric N<sub>2</sub> therefore has a defined  $\delta^{15}\text{N}$  value of 0‰.

The dominant flux of nitrogen into the biosphere is the fixation of atmospheric N<sub>2</sub> into biomass by prokaryotes (Dos Santos *et al.*, 2012). This process is typically characterized by a small isotopic fractionation (-2 to +1‰) when the most common nitrogenase enzyme (which contains molybdenum in the catalytic site) is utilized (Minagawa & Wada, 1986; Carpenter *et al.*, 1997; Zerkle *et al.*, 2008). The release of organic-bound nitrogen during remineralization of biomass accounts for the dominant flux of nitrogen to the rest of the biosphere. Nitrogen is liberated as ammonium (NH<sub>4</sub><sup>+</sup>), but in the presence of oxygen this ammonium is typically rapidly converted to nitrate (NO<sub>3</sub><sup>-</sup>) in the microbially-mediated process of nitrification. In both the marine and terrestrial biospheres, the uptake of these dissolved, bioavailable nitrogen pools (ammonium and nitrate) constitutes the dominant influx of nitrogen into biomass (with nitrate dominating over ammonium in typical marine and terrestrial environments on the well-oxygenated modern Earth). The process of remineralization is typically associated with small nitrogen isotopic effects (Freudenthal *et al.*, 2001), and nitrification – although capable of generating large kinetic isotopic effects in culture (*e.g.* Casciotti, 2009) – is known to proceed rapidly even at very low dissolved oxygen levels (Kalvelage *et al.*, 2011) and therefore is thought to be essentially complete in most natural environments, causing no expressed isotopic fractionation (Brandes & Devol, 2002; Devol, 2015). Thus, the initial supply of bioavailable nitrogen to the biosphere has an isotopic composition similar to that of atmospheric N<sub>2</sub>.

In both the marine and terrestrial biospheres, the process that exerts the dominant control on the isotopic composition of the dissolved nitrogen pool is the removal of isotopically light nitrogen in the gas phase in low oxygen environments (Amundson *et al.*, 2003; Devol, 2015). This can occur either through the process of “canonical” denitrification, wherein nitrate is progressively reduced to N<sub>2</sub> gas through a series of microbially-mediated reactions, or through anaerobic ammonium oxidation (anammox) by planctomycete bacteria where ammonium is reacted with nitrite to form N<sub>2</sub> gas. In both cases, kinetic isotopic effects cause preferential removal of <sup>14</sup>N in the gas phase (Kritee *et al.*, 2012; Brunner *et al.*, 2013; Devol, 2015), leaving the residual pool of dissolved nitrogen enriched in <sup>15</sup>N (*i.e.* with positive  $\delta^{15}\text{N}$  values). In the modern ocean, this gives dissolved nitrate an average  $\delta^{15}\text{N}$  value of +5‰ (Sigman *et al.*, 2000; Brandes & Devol, 2002); on land, this causes bulk soil  $\delta^{15}\text{N}$  values in most regions to be more positive than atmospheric N<sub>2</sub> (Amundson *et al.*, 2003; Craine *et al.*, 2015) – though ammonia volatilization can also contribute to <sup>15</sup>N enrichment in some soils (Evans, 2007).

Importantly, plants with N<sub>2</sub>-fixing symbioses are able to circumvent the soil nitrogen pool and obtain nitrogen directly from atmospheric N<sub>2</sub> via their microbial symbionts. This means that even in the presence of <sup>15</sup>N-enriched soil nitrogen, plants with N<sub>2</sub>-fixing symbioses can have foliar  $\delta^{15}\text{N}$  values that fall near 0‰ (Shearer & Kohl, 1986), thereby making them faithful recorders of atmospheric nitrogen isotope ratios. However, several processes can obscure this signature.

First, it is known that the isotopic effect of microbial N<sub>2</sub> fixation can vary under certain conditions. Culture work has shown that even molybdenum-nitrogenase is capable of generating more <sup>15</sup>N-depleted biomass (down to -4‰; Zerkle *et al.*, 2008) under iron-replete conditions. Moreover, “alternative” nitrogenases that utilize vanadium or iron co-factors are known to yield biomass that is <sup>15</sup>N-depleted by several permil *in vitro* (Rowell *et al.*, 1998; Zhang *et al.*, 2014), and this is thought to be relevant in some terrestrial environments (Bellenger *et al.*, 2014). Thus,

for a plant-microbial symbiosis to make a good archive of the  $\delta^{15}\text{N}$  of atmospheric  $\text{N}_2$ , it must be known whether alternative nitrogenases are significantly expressed in the symbionts.

Second, the transport of nitrogen within plants can cause certain tissues to become enriched or depleted in  $^{15}\text{N}$  relative to bulk biomass (Werner & Schmidt, 2002). For instance, it has been shown that actively  $\text{N}_2$ -fixing legume root nodules tend to become enriched in  $^{15}\text{N}$ , causing an isotopic offset to develop between roots and shoots (Wanek & Arndt, 2002). It is therefore imperative that sub-sampling of a plant be conducted to determine which tissues yield suitable estimates of the whole-plant nitrogen isotopic composition.

Lastly, it is known that many  $\text{N}_2$ -fixing symbioses are opportunistic and only persist when nitrogen is not readily available in the soil (Vessey *et al.*, 2005). This means that the simple identification of  $\text{N}_2$ -fixing potential in a plant-microbial symbiosis is not sufficient to demonstrate that  $\text{N}_2$  fixation is indeed accounting for the plant's entire nitrogen demand; rather, plants may obtain their nitrogen through a mixture of soil and atmospheric sources. The balance between these supply pathways can be influenced by local environmental conditions (*e.g.* soil moisture, temperature, nutrient availability) or potentially even biological factors (*e.g.* leaf or plant age, sex). With this being the case, studies that aim to generate robust, quantitative estimates of a plant's reliance on microbial  $\text{N}_2$ -fixation typically measure the  $\delta^{15}\text{N}$  of foliage in non- $\text{N}_2$ -fixing "reference plants" growing in the same habitat (Shearer & Kohl, 1986). These plants serve as integrators of the  $\delta^{15}\text{N}$  of bioavailable nitrogen in soil and can provide added assurance that an  $\text{N}_2$ -fixing plant is indeed receiving most of its nitrogen through symbiotic  $\text{N}_2$  fixation rather than from the soil.

We consider each of these potential complications below. To address the isotopic effect of microbial  $\text{N}_2$  fixation, we cultured isolated cyanobacteria from the coralloid roots of wild cycad populations and observed their isotopic fractionation *in vitro*. We also conducted a sampling transect of a single leaf in order to observe the intra-plant isotopic partitioning of nitrogen in cycad foliage. We then turn to our larger dataset and consider whether any environmental or biological factors influence the nitrogen isotopic composition of cycad foliage. We close by considering cycad foliage in comparison to non- $\text{N}_2$ -fixing reference plants, and we discuss problems and prospects for employing this proxy in deep time through the isotopic study of carbonaceous cycad fossils.

## 2. Materials & Methods

### 2.1 Collection of plant samples

Cycad leaves were collected in spring and early summer (late October – January) from natural populations growing at three different localities in Australia: University of Western Australia Jandakot Reserve (32.17°S, 115.83°E), Tilba Tilba, New South Wales (36.32°S, 150.04°E), and D'Aguilar National Park, Queensland (27.44°S, 152.83°E; 27.44°S, 152.82°E; 27.28°S, 152.76°E). Samples from New South Wales and Western Australia were classified as "young," "old," or "dead" according to their maturity, where "young" leaves were recently sprouted from the shoot apical meristem on mature plants, "old" leaves were at the periphery on their respective plants, and "dead" leaves were found on the ground beneath living plants. The Western Australia samples were further subdivided into male and female specimens to look for sex-specific isotopic differences. Non-cycad leaves were also collected at the New South Wales and Queensland sample sites to assess the nitrogen isotopic composition of non- $\text{N}_2$ -fixing plants.

All plant samples were freeze-dried for two days to ensure that all biomass was entirely devoid of water. Leaf samples were then ground to a homogenous powder in a metal ball mill (WIG-L-BUG®) that was cleaned with methanol between samples. The resulting powders were analyzed for carbon and nitrogen concentrations and isotopic ratios.

Climate data for each site were obtained from stations operated by the Australian Bureau of Meteorology (Table 1). For each locality, the mean annual precipitation (mm) and mean annual temperature (°C) were compiled from the stations nearest to the sample site.

## 2.2 Collection of cyanobacterial samples

Studies of cycads and their symbionts have often focused on plant specimens from greenhouses and botanical gardens, which may reflect a mixture of endogenous and locally-acquired symbionts. Additionally, isotopic studies based on such samples may be unintentionally affected by increased external fixed nitrogen availability. The cyanobacterial cycad symbionts analyzed in this study were previously isolated and characterized from coralloid roots of cycads growing in their natural habitats, without influence of agricultural fertilization (Gehring *et al.*, 2010). The eight isolates used in this study (Table 2) were kept in a nitrogen-free medium from isolation onwards to ensure the maintenance of their N<sub>2</sub>-fixing abilities. Stationary-phase liquid cultures were inoculated in duplicate into 120 mL N-free, BG110 medium in T175 (Sarstedt, Germany) culture flasks (Gehring *et al.*, 2010). Cultures were grown at 24°C with a 16:8 hour day:night cycle at 60 μmols photons m<sup>-2</sup> s<sup>-1</sup> under a daylight plant fluorescent growth lamp. One-month old cultures in late stationary phase were harvested by centrifugation in weighed, sterile 50 mL reagent tubes (Sarstedt, Germany) and washed twice with sterile distilled water. The pellets were freeze-dried and the dry weight was determined prior to isotopic analysis of the biomass.

## 2.3 Isotopic analyses

Isotopic analyses ( $\delta^{15}\text{N}$ ,  $\delta^{13}\text{C}$ ) of plant material were carried out following published protocols with a Costech™ ECS 4010 Elemental Analyzer (EA) coupled with a Conflo III to a ThermoFinnigan™ MAT253 isotope-ratio mass spectrometer (IRMS). Combustion was carried out with 10 mL O<sub>2</sub> at 1000°C and the resulting gases were then passed through a reduced copper column to consume excess O<sub>2</sub> and to reduce NO<sub>x</sub> species to N<sub>2</sub>. A magnesium perchlorate trap was used to remove water from the gas stream. Isotopic measurements were calibrated against three in-house standards (two glutamic acids “GA1” and “GA2,” and dried salmon “SA”) that have been calibrated to international reference materials USGS-40 and USGS-41. All isotopic data are reported in delta notation relative to air for nitrogen and Vienna Pee Dee Belemnite (V-PDB) for carbon.

Analytical blanks were monitored and subtracted from nitrogen data; blanks were negligible for carbon measurements. Average analytical accuracy of  $\delta^{15}\text{N}$  among individual runs was  $-0.02 \pm 0.04\text{‰}$ ; accuracy of  $\delta^{13}\text{C}$  measurements was  $-0.02 \pm 0.10\text{‰}$ . The average analytical precision ( $1\sigma$ ) among all runs was  $0.3\text{‰}$  for  $\delta^{15}\text{N}$  and  $0.4\text{‰}$  for  $\delta^{13}\text{C}$ . Most cycad samples were analyzed at least twice, with an average standard deviation between sample replicates of  $0.2\text{‰}$  for  $\delta^{15}\text{N}$  and  $0.1\text{‰}$  for  $\delta^{13}\text{C}$ .

Dry biomass from cultures of isolated cyanobacteria was analyzed by flash combustion with an Isolink EA coupled with a ConFlo IV to a MAT253 IRMS (ThermoFinnigan™). The combustion reactor was packed with tungstic oxide as an additional combustion aid, followed by copper wire to consume excess O<sub>2</sub> and to convert NO<sub>x</sub> species to N<sub>2</sub>. The temperature was set to 1020°C and pure O<sub>2</sub> gas was injected at a flow rate of 250ml/min for 5 seconds from the drop of the sample. Water generated during the combustion was trapped with magnesium perchlorate at room temperature. The measured isotopic ratios were calibrated to the air scale with USGS-40 and USGS-41, which were analyzed four times during the run. Analytical accuracy was monitored with the international reference material SGR-1 (untreated), for which a value of 17.4 ± 0.3‰ was obtained for δ<sup>15</sup>N in good agreement with previous studies (Dennen *et al.*, 2006).

#### 2.4 Statistical analyses

Paired comparisons between sample groups were performed using either t-tests (when data adhered to a normal distribution as determined by  $p > 0.05$  in a Shapiro-Wilk normality test) or the Mann-Whitney test. Levene's test was used to assess the difference in variance of δ<sup>15</sup>N between cycads and non-cycads growing in the same habitats. Linear and logarithmic regression were used to explore correlations between variables. All statistical analyses were conducted in the R Statistical Computing Environment (R Core Team, 2013).

### 3. Results

We considered leaves individually for statistical analyses instead of averaging δ<sup>15</sup>N values for whole plants (except where noted otherwise) because this captures more isotopic variability, and therefore should be more conservative in our attempt to demonstrate the isotopic consistency of cycad foliage. Furthermore, this approach is a more directly applicable calibration for analysis of fossilized cycad foliage, which will rely on sub-sampling of disarticulated leaves or the component leaflets (which may be sparsely preserved) and where whole-plant averages are unlikely to be obtainable. In any case, we found that this treatment does not influence the observed statistical relationships; all statistical tests yield the same inference when binning data per-plant versus per-leaf.

The average δ<sup>15</sup>N value of all cycad leaves analyzed in this study is -0.9 ± 0.8‰ (n = 128; here and throughout the text mean values are reported at ±1σ). The mean δ<sup>15</sup>N value of all living cycad foliage (*i.e.* excluding dead leaves) is -0.8 ± 0.8‰ (n = 105), with a range from -2.2‰ to +0.9‰. These values (which average all analyzed leaves, including multiple analyses per plant) are both nearly identical to the average δ<sup>15</sup>N value using per-plant averages, which is -0.8 ± 0.7‰ (n = 51). The mean δ<sup>15</sup>N value of living foliage from New South Wales (-1.1 ± 0.7‰, n = 34) is statistically indistinguishable from that of Queensland specimens (-1.0 ± 0.8‰, n = 30), but both localities are slightly lighter than the specimens from Western Australia (-0.5 ± 0.8‰, n = 51) ( $p = 0.01$ ,  $p = 6e-5$ , two-tailed t-tests). The average δ<sup>15</sup>N values of all foliage from individual species are as follows: *Macrozamia communis* (-1.1 ± 0.7‰, n = 47), *M. riedlei* (-0.5 ± 0.8‰, n = 51), *M. macleanii* (-0.4 ± 0.4‰, n = 10), *M. lucida* (-2.0 ± 0.3‰, n = 10), *Lepidozamia peroffskyana* (-0.7 ± 0.5‰, n = 10). In the Western Australia samples, male plants have an average δ<sup>15</sup>N value of -0.6 ± 0.7‰ (n = 35), which is statistically indistinguishable ( $p = 0.2$ , two-tailed t-test) from female counterparts with a mean of -0.3 ± 0.9‰ (n = 16).

Intra-plant  $\delta^{15}\text{N}$  values from a single sub-sampled leaf range from  $-2.2\text{‰}$  to  $0.1\text{‰}$  ( $n = 19$ ; Fig. 1). Nitrogen isotope ratios within this leaf inversely correlate with  $\delta^{13}\text{C}$  values ( $p = 8\text{e-}6$ ,  $R^2 = 0.69$ , linear regression) and C/N ratios ( $p = 5\text{e-}7$ ,  $R^2 = 0.77$ , linear regression). A sampling transect of a single leaflet on the same leaf revealed a strong correlation between distance from the stem and  $\delta^{15}\text{N}$  ( $p = 9\text{e-}6$ ,  $R^2 = 0.86$ , logarithmic regression),  $\delta^{13}\text{C}$  ( $p = 5\text{e-}9$ ,  $R^2 = 0.97$ , logarithmic regression), C/N ( $p = 9\text{e-}7$ ,  $R^2 = 0.91$ , logarithmic regression) and TN ( $p = 7\text{e-}7$ ,  $R^2 = 0.92$ , logarithmic regression) (Fig. 2).

Across the Western Australia and New South Wales samples, young leaves have an average  $\delta^{15}\text{N}$  value of  $-0.5 \pm 0.8\text{‰}$  ( $n = 30$ ), which is slightly heavier than old leaves ( $-0.9 \pm 0.6\text{‰}$ ,  $n = 45$ ) and dead leaves ( $-1.0 \pm 0.9\text{‰}$ ,  $n = 23$ ) ( $p = 0.03$ , two-tailed t-test and Mann-Whitney test, respectively). In young leaves,  $\delta^{15}\text{N}$  values do not correlate with C/N ratios ( $p = 0.1$ ,  $R^2 = 0.05$ ) whereas old leaves ( $p = 2\text{e-}6$ ,  $R^2 = 0.42$ ) and dead leaves ( $p = 0.03$ ,  $R^2 = 0.19$ ) show weak, negative correlations (Fig. 3). Among the Australian sites, foliar  $\delta^{15}\text{N}$  values do not correlate with mean annual temperature (MAT) ( $p = 0.2$ ) or mean annual precipitation (MAP) ( $p = 0.6$ ) (Fig. 4).

The average  $\delta^{13}\text{C}$  value of all cycad leaves analyzed in this study is  $-26.3 \pm 1.8\text{‰}$  ( $n = 128$ ). The mean  $\delta^{13}\text{C}$  values of living foliage at each site are  $-25.2 \pm 1.1\text{‰}$ ,  $-26.0 \pm 0.9\text{‰}$ , and  $-28.6 \pm 1.6\text{‰}$  for New South Wales, Western Australia, and Queensland, respectively. Among individual species,  $\delta^{13}\text{C}$  values are: *Macrozamia communis* ( $-25.2 \pm 1.1\text{‰}$ ,  $n = 47$ ), *M. riedlei* ( $-26.0 \pm 0.9\text{‰}$ ,  $n = 51$ ), *M. macleayi* ( $-28.9 \pm 1.7\text{‰}$ ,  $n = 10$ ), *M. lucida* ( $-29.2 \pm 1.8\text{‰}$ ,  $n = 10$ ), *Lepidozamia peroffskyana* ( $-27.9 \pm 1.0\text{‰}$ ,  $n = 10$ ). Male ( $-26.1 \pm 0.9\text{‰}$ ,  $n = 35$ ) and female ( $-25.9 \pm 0.8\text{‰}$ ,  $n = 16$ ) plants from Western Australia (*M. riedlei*) do not significantly differ in  $\delta^{13}\text{C}$  values ( $p = 0.2$ , Mann-Whitney test). The mean  $\delta^{13}\text{C}$  value of old leaves from Western Australia and New South Wales ( $-26.1 \pm 0.9\text{‰}$ ;  $n = 45$ ) is slightly lighter than that of young leaves ( $-25.2 \pm 1.1\text{‰}$ ,  $n = 30$ ) and dead leaves ( $-25.3 \pm 1.0\text{‰}$ ,  $n = 23$ ) ( $p = 0.003$ , Mann-Whitney test). C/N ratios do not correlate with leaf maturity, with young (C/N =  $38.0 \pm 6.6$ ,  $n = 30$ ), old (C/N =  $38.6 \pm 9.5$ ,  $n = 45$ ) and dead (C/N =  $37.8 \pm 8.3$ ,  $n = 23$ ) leaves all statistically indistinguishable from each other ( $p = 0.5$ , Mann-Whitney test).

The average  $\delta^{15}\text{N}$  value of all cultures of isolated cyanobacteria in this study is  $-0.8 \pm 1.5\text{‰}$  ( $n = 15$ ), with no significant difference ( $p = 0.6$ ) between *Nostoc* ( $-0.8 \pm 1.6\text{‰}$ ,  $n = 13$ ) and *Calothrix* ( $-0.5 \pm 0.5\text{‰}$ ,  $n = 2$ ) symbionts. The mean  $\delta^{15}\text{N}$  values of reference plant leaves at individual sites are  $-0.9 \pm 2.6\text{‰}$  ( $n = 40$ , range  $-4.9\text{‰}$  to  $+5.3\text{‰}$ ) in New South Wales and  $-0.8 \pm 1.8\text{‰}$  ( $n = 63$ , range  $-4.3\text{‰}$  to  $+3.3\text{‰}$ ) in Queensland. At both sites, the mean  $\delta^{15}\text{N}$  value of cycads does not significantly differ from non-cycads ( $p = 0.4$ ,  $p = 0.5$ , Mann-Whitney tests). However, the  $\delta^{15}\text{N}$  values of non-cycads show a larger variance than those of cycads at both New South Wales ( $p = 2\text{e-}7$ ; Levene's test) and Queensland ( $p = 0.002$ , Levene's test).

## 4. Discussion

### 4.1 Isotopic effect of $\text{N}_2$ fixation by symbiotic cyanobacteria

We analyzed isolated symbiotic cyanobacteria from various species of natural cycad populations (Table 2). These isolated cyanobionts were cultured in nitrogen-free media to observe the isotopic fractionation during  $\text{N}_2$  fixation. The cultures had a mean  $\delta^{15}\text{N}$  value of  $-0.8 \pm 1.5\text{‰}$  ( $n = 15$ ), which is best explained by reliance on molybdenum-nitrogenase for  $\text{N}_2$  fixation



by the cyanobionts (Zhang *et al.*, 2014); growth in nitrogen-free media should have enabled the expression of alternative nitrogenases as N<sub>2</sub> fixation proceeded if they were functional.

We take these data to indicate that alternative nitrogenases do not play a significant role in N<sub>2</sub> fixation by cyanobionts in cycads. While a more detailed characterization of the molecular mechanism of N<sub>2</sub> fixation by cyanobionts in coralloid roots in the field would support this inference, for the purposes of this investigation we are mainly concerned with the net isotopic effect of symbiotic N<sub>2</sub> fixation. By measuring this value *in vitro* and observing a similar range of  $\delta^{15}\text{N}$  values to that seen in other laboratory studies of N<sub>2</sub>-fixing cyanobacteria using molybdenum-nitrogenase (*e.g.* Carpenter *et al.*, 1997; Zerkle *et al.*, 2008; Zhang *et al.*, 2014), we show that the supply of nitrogen from symbiont to host is likely within 1-2‰ of the atmospheric  $\delta^{15}\text{N}$  value. This range thus imposes a limit on the precision of reconstructions of atmospheric  $\delta^{15}\text{N}$  in deep time using cycad foliage, as changes of <1‰ in the  $\delta^{15}\text{N}$  value of atmospheric N<sub>2</sub> would be difficult to resolve.

#### 4.2 Isotopic fractionation during intra-plant nitrogen transport

Next we consider the detailed sub-sampling of a mature leaf on a *M. riedlei* specimen from the WA sample site (Fig. 1) to determine whether point-sampling of foliage provides a reasonable estimate of the bulk-leaf  $\delta^{15}\text{N}$  value. We found moderate variation (~2‰) in  $\delta^{15}\text{N}$  across the entire leaf, which followed coherent trends when plotted alongside  $\delta^{13}\text{C}$ , C/N and total nitrogen (TN) as a function of distance from attachment to the stem (Fig. 2). Since the  $\delta^{15}\text{N}$  variability closely follows a change in C/N ratio, we hypothesize that the isotopic offset is due to different stoichiometry in foliage distal to versus adjacent to stems. Namely, a higher protein content in leaves (which is expected due to the high concentration of photosynthetic enzymes; Sterner & Elser, 2002) than in stems (which are relatively more enriched in structural compounds, namely cellulose and lignin) would explain lower C/N ratios and higher TN in the distal portions of the leaves, as we observed (Fig. 2). Furthermore, protein is typically slightly enriched in <sup>15</sup>N relative to bulk biomass (Macko *et al.*, 1987), meaning that this increase in protein abundance could also explain the  $\delta^{15}\text{N}$  trend.

Regardless of the precise mechanisms underlying the isotopic variability, the relevant question for our proxy calibration is whether sampling of foliage generates a reliable estimate of whole-plant  $\delta^{15}\text{N}$ . We addressed this question by calculating a weighted-mean  $\delta^{15}\text{N}$ ,  $\delta^{13}\text{C}$  and C/N value for the sub-sampled leaf and evaluating whether each point-sample fell within the 1 $\sigma$  uncertainty interval of the weighted-mean value. We found that while sampling directly at the stem, or potentially at the very distal terminus of the leaf, could yield  $\delta^{15}\text{N}$  values that are not representative of the bulk-leaf (Fig. 2), it is easily achievable to collect foliage samples that have representative  $\delta^{15}\text{N}$  values. This can be done by either targeting the middle of the leaves, or more thoroughly, by homogenizing 5-10 cm of leaf material (as was done for the rest of our dataset). We favor the latter option, and conclude that homogenization of leaf material provides an accurate assessment of the  $\delta^{15}\text{N}$  value of cycads. With regard to nitrogen isotopic measurements on fossilized cycad foliage, sampling of multiple discrete leaves should provide a fairly accurate assessment of the bulk-leaf  $\delta^{15}\text{N}$  value.

The last component of intra-plant isotopic fractionation is the offset due to transport from symbiont to host. We did not directly constrain this value in our study, since we conducted a

separate microbial incubation and intra-plant sampling regime. However, given that the isotopic fractionation during N<sub>2</sub> fixation *in vitro* by isolated cyanobacteria ( $-0.8 \pm 1.5\text{‰}$ ) entirely overlaps with the observed data for whole-leaf  $\delta^{15}\text{N}$  values, we estimate that there is minimal isotopic fractionation during transport of nitrogen from symbiont to host.

A possible reason for this lack of fractionation is that the cyanobionts in coralloid roots have glutamine synthetase (GS) activity similar to free-living cyanobacteria (Lindblad & Bergman, 1986). This marks the cycads as unique among plants with microbial N<sub>2</sub>-fixing symbioses (Vessey *et al.*, 2005), as others suppress the GS activity of their symbionts, causing nitrogen to be transported from symbiont to host as NH<sub>3</sub>. Loss of NH<sub>3</sub> from root nodules could potentially explain the observed isotopic enrichment of legume roots relative to shoots (*e.g.* Wanek & Arndt, 2002). In contrast, since cycads receive nitrogen in the form of glutamine or citrulline (Pate *et al.*, 1988), the transmission of nitrogen from symbiont to host may be more efficient, or less prone to isotopic fractionation. Additionally, the persistence of cyanobionts in the interstitial tissue of the coralloid root structures could enable efficient nitrogen transport to neighboring cycad tissue, perhaps also leading to a smaller isotopic fractionation than that observed between root nodules and shoots in legumes.

We also note that recent work (*e.g.* Gutiérrez-García *et al.*, 2018; Zheng *et al.*, 2018; Suarez-Moo *et al.*, 2019) has revealed additional taxonomic diversity in coralloid roots beyond the dominant cyanobacterial strains that are typically described (*i.e.* *Nostoc* and *Calothrix*), including other diazotrophic bacteria such as rhizobia. While it is not known whether these other taxa contribute significant amounts of nitrogen to the host plant, our coupled pure culture and foliar  $\delta^{15}\text{N}$  dataset suggests that any additional nitrogen supply to cycad tissues has an isotopic composition similar to that of the cyanobacterial isolates. This means that overall the  $\delta^{15}\text{N}$  proxy in cycads is still a valid way to track symbiotic N<sub>2</sub> fixation, though strictly speaking it is a metabolic proxy and alone cannot be used to infer the taxonomic affinity of the symbionts.

In sum, we take the cyanobacterial culture data and intra-plant data as evidence that nitrogen isotopic fractionation within the cycad-cyanobacteria symbiosis is fairly small. If accounted for by proper sampling of foliage, intra-plant isotopic variability should introduce less uncertainty into reconstructions of atmospheric  $\delta^{15}\text{N}$  than the small isotopic fractionation imparted during microbial N<sub>2</sub> fixation.

#### 4.3 Effects of life stage, sex and environment on foliar $\delta^{15}\text{N}$

We considered leaves of different ages (young vs. old vs. dead) to determine whether ontogeny or early degradational processes could influence  $\delta^{15}\text{N}$  in cycad foliage. We found that  $\delta^{15}\text{N}$  values were slightly higher in young leaves than in old and dead leaves. This would be consistent with the stoichiometric control on intra-plant  $\delta^{15}\text{N}$  variability if young leaves have proportionally more protein than structural material, with a greater investment in vascular tissue coming with leaf maturation. This inference is further supported by the relationship between  $\delta^{15}\text{N}$  and C/N, where young leaves show no correlation but old and dead leaves show negative correlations between foliar  $\delta^{15}\text{N}$  values and C/N ratios (Fig. 3). Regardless of the precise mechanism, the isotopic offsets across these groups are small (<1‰) and all fall within the range of  $\delta^{15}\text{N}$  values observed during N<sub>2</sub> fixation by the cyanobionts *in vitro*, suggesting that these

effects should not interfere with cycads' ability to record the  $\delta^{15}\text{N}$  of atmospheric  $\text{N}_2$  in their foliage, even after early decomposition of leaf material.

Next, we considered whether sex-specific differences in nutrient utilization could influence foliar  $\delta^{15}\text{N}$  values. This was motivated by the findings of Krieg *et al.* (2017), who studied cycads grown in a botanical garden to investigate differences in nutrient acquisition between male and female plants. Across their entire dataset, they found that males on average had slightly higher  $\delta^{15}\text{N}$  values (+0.9‰) than females (+0.4‰) (Krieg *et al.*, 2017). This difference was attributed to a greater reliance on cyanobacterial  $\text{N}_2$  fixation in female cycads than in males. However, the trend was only found to be significant within the species *Cycas micronesica*; no other species (from the genera *Cycas* and *Zamia*) differed in foliar  $\delta^{15}\text{N}$  values between sexes. The *M. riedlei* samples in this study did not differ in foliar  $\delta^{15}\text{N}$  values between sexes, similar to most of the species previously explored for sex-specific differences. This suggests that sex-specific differences in nutrient acquisition are not prevalent in wild populations of *Macrozamia*, and the similarity to many botanical garden specimens might indicate that this is a broader trend among cycads. Furthermore, even in the botanical garden specimens, the observed  $\delta^{15}\text{N}$  values of both males and females fall within the range expected for  $\text{N}_2$  fixation by cyanobionts. We therefore conclude that sex does not interfere with the ability of cycads to record the  $\delta^{15}\text{N}$  of atmospheric  $\text{N}_2$  in their foliage.

Beyond biological factors, we considered whether environmental conditions could influence cycad  $\delta^{15}\text{N}$  values. For instance, environmental parameters such as MAT and MAP correlate with foliar  $\delta^{15}\text{N}$  values in recent global compilations of broad plant populations (Amundson *et al.*, 2003; Craine *et al.*, 2009), with foliar  $\delta^{15}\text{N}$  values increasing at higher MAT and lower MAP (Craine *et al.*, 2009). These trends are thought to be related to changes in the isotopic composition of nitrogen in soils and therefore should not be observed in plants that always rely on a supply of nitrogen from symbiotic  $\text{N}_2$ -fixing bacteria. Thus, to a first order it is notable that cycads display no correlation between foliar  $\delta^{15}\text{N}$  values and MAT ( $p = 0.2$ ) or MAP ( $p = 0.6$ ) (Fig. 4). However, with only four sample sites this inference is necessarily based on limited climatic coverage. More importantly, while slight isotopic differences are observed among sites (*e.g.* Western Australia is slightly heavier than New South Wales and Queensland), foliar  $\delta^{15}\text{N}$  values of cycads at all sites are tightly clustered within the range seen during  $\text{N}_2$  fixation by the isolated cyanobionts (Fig. 4). Interestingly, the global foliar  $\delta^{15}\text{N}$  compilation by Craine *et al.* (2009) showed that  $\text{N}_2$ -fixing plants have a larger range in  $\delta^{15}\text{N}$  values at higher MAT. This was not observed in our dataset, although our sites only spanned a limited range of MAT (15-25°C). Put most simply, our initial survey suggests that climatic gradients (as manifest in the observed differences in MAT and MAP) do not seem to influence the foliar  $\delta^{15}\text{N}$  values of these wild cycad populations.

#### 4.4 Foliar $\delta^{15}\text{N}$ values of cycads and non- $\text{N}_2$ -fixing plants

Taking into account the findings described above, we then consider the foliar  $\delta^{15}\text{N}$  values of cycads and non- $\text{N}_2$ -fixing reference plants from our different sites. The early work of Yoneyama *et al.* (1993) and Pate & Unkovich (1999) demonstrated that foliar  $\delta^{15}\text{N}$  values can effectively identify  $\text{N}_2$  fixation in wild cycads at field sites in Thailand and Western Australia, respectively, through comparison of cycad foliage with non- $\text{N}_2$ -fixing reference plants. They found that cycads consistently had near-zero foliar  $\delta^{15}\text{N}$  values while other plants had more elevated  $\delta^{15}\text{N}$  values.

More recently, Álvarez-Yépez *et al.* (2014) showed that cycads (*Dioon sonorensis*) in the Sonora region of Mexico also have foliar  $\delta^{15}\text{N}$  values that are consistent with  $\text{N}_2$  fixation; however, they did not measure  $\delta^{15}\text{N}$  values in non- $\text{N}_2$ -fixing reference plants. While these studies provide a starting point for investigations of foliar  $\delta^{15}\text{N}$  values in cycads, they are limited in their taxonomic and geographic coverage: *D. sonorensis* is a rare species with a limited geographic range, and only two measurements were made on *Cycas* spp. in Thailand in the study of Yoneyama *et al.* (1993). We therefore sought to extend these findings to other sites and with larger datasets. First considering our cycad (*M. riedlei*) data from the UWA Jandakot Reserve in Western Australia, the  $\delta^{15}\text{N}$  values obtained in this study ( $-0.5 \pm 0.8\text{‰}$ ) agree well with previous work in the region (Pate & Unkovich, 1999) and are thus consistent with a substantial reliance of these cycads on  $\text{N}_2$  fixation.

We then consider the Queensland and New South Wales sites, which differ in that they have more nutrient-rich soils ( $\sim 10\%$  organic carbon by dry weight instead of 1-2% typical of *Banksia* woodland and  $<1\%$  typical of sandplain heath in Western Australia; Foulds, 1993; Bui & Henderson, 2013). At both of these localities, foliar  $\delta^{15}\text{N}$  values in cycads ( $-1.3 \pm 0.7\text{‰}$  QLD;  $-1.1 \pm 0.7\text{‰}$  NSW) also fall near-zero and within the range seen in pure cultures of the isolated cyanobionts, suggesting a consistent reliance on microbial  $\text{N}_2$  fixation across these different habitats. However, a survey of a wide variety of non- $\text{N}_2$ -fixing reference plants at each site showed similar mean foliar  $\delta^{15}\text{N}$  values ( $-0.8 \pm 1.8\text{‰}$  QLD;  $-0.9 \pm 2.6\text{‰}$  NSW) albeit with a significantly larger variance in both cases (Fig. 5). In contrast to field studies of legumes, which can target non- $\text{N}_2$ -fixing reference plants of close taxonomic affinity (occasionally even non-nodulating legume species), the paucity of gymnosperms makes selection of reference plants for cycads a bit more difficult. Two coniferous gymnosperms (*Araucaria cunninghamii* and *Podocarpus elatus*) present at the Queensland site had foliar  $\delta^{15}\text{N}$  values of  $+1.4\text{‰}$  and  $+2.3\text{‰}$ , respectively, which are  $>2\text{‰}$  heavier than co-occurring cycads. With only two specimens, though, a statistical comparison to the cycad population is not feasible. We therefore considered a wide variety of non- $\text{N}_2$ -fixing plants, within which we did not observe any systematic bias in foliar  $\delta^{15}\text{N}$  values. At both sites, monocots and dicots had statistically indistinguishable  $\delta^{15}\text{N}$  values ( $p = 0.5$  QLD;  $p = 0.9$  NSW) and many of the sampled leaves had  $\delta^{15}\text{N}$  values that overlapped with the range seen in cycads.

The similarity in mean  $\delta^{15}\text{N}$  values between cycads and non- $\text{N}_2$ -fixing reference plants precludes a quantitative assessment of  $\text{N}_2$  fixation by cycads at these sites. However, this does not mean that cycads are not strongly reliant on symbiotic  $\text{N}_2$  fixation in these settings. If anything, the greater variance in foliar  $\delta^{15}\text{N}$  values of reference plants seems indicative of isotopically variable soil pools, which cycads are not accessing. Furthermore, the narrow range of foliar  $\delta^{15}\text{N}$  values in cycads at all of our sites – as well as all other sites studied to date (*e.g.* Yoneyama *et al.*, 1993; Pate & Unkovich, 1999; Álvarez-Yépez *et al.*, 2014) – is suggestive of a consistently high reliance on symbiotic  $\text{N}_2$  fixation for their nitrogen demand. The occurrence of similar  $\delta^{15}\text{N}$  values in non- $\text{N}_2$ -fixing plants at these sites could even be related to  $\text{N}_2$  fixation in the cycad-cyanobacterial symbiosis, since it has been determined that cycads can constitute a substantial input of nitrogen to their habitat (*e.g.* Halliday & Pate, 1976). Additionally, surveys of cyanobacterial diversity in the rhizosphere in cycad habitats have found that  $\text{N}_2$ -fixing cyanobacteria are often present and active (Cuddy *et al.*, 2012), suggesting that plants without

explicit N<sub>2</sub>-fixing symbioses could receive some nitrogen with an atmospheric  $\delta^{15}\text{N}$  value. The relative impact of these mechanisms could be assessed with further study of  $\delta^{15}\text{N}$  values in the roots, symbionts and leaves of cycads and non-N<sub>2</sub>-fixing plants in a broader range of sites and species worldwide. In particular, future work should focus on cycad genera for which there are no published  $\delta^{15}\text{N}$  data (*e.g. Encephalartos, Stangeria, Zamia, Ceratozamia, Microcycas* and *Bowenia*) in order to corroborate our initial finding that foliar  $\delta^{15}\text{N}$  values in cycads consistently record a signature of symbiotic N<sub>2</sub> fixation.

In any case, our results highlight a limitation of foliar  $\delta^{15}\text{N}$  values as an N<sub>2</sub> fixation proxy. Distinct distributions of foliar  $\delta^{15}\text{N}$  values in N<sub>2</sub>-fixing versus non-N<sub>2</sub>-fixing plants can provide strong evidence of microbial N<sub>2</sub> fixation, but the absence of a difference (*i.e.* near-zero  $\delta^{15}\text{N}$  values in non-N<sub>2</sub>-fixing plants) does not provide evidence for absence of symbiosis. This limitation must be held in mind when applying the cycad  $\delta^{15}\text{N}$  proxy to fossil assemblages in deep time.

#### 4.5 Outlook for foliar $\delta^{15}\text{N}$ values as a proxy for $\delta^{15}\text{N}$ of atmospheric pN<sub>2</sub> in deep time

Based on the data presented here, we consider that cycad foliage provides a reasonably robust archive of the nitrogen isotopic composition of atmospheric N<sub>2</sub> in modern environments. The isotopic fractionation associated with cyanobacterial N<sub>2</sub> fixation is small and the isotopic effect of nitrogen transport within cycads seems to be even smaller. Sampling of homogenized leaf material provides adequate assessments of whole-leaf  $\delta^{15}\text{N}$ , and foliar  $\delta^{15}\text{N}$  values do not appear to vary across biological or environmental gradients.

The major question that follows, then, is whether fossilized cycad foliage can (a) preserve primary  $\delta^{15}\text{N}$  signals, and (b) be robustly analyzed for nitrogen isotope ratios. To the first point, our investigation of isotopic fractionation during earliest diagenesis revealed no detectable fractionation of nitrogen isotopes. While we did not capture later diagenesis, other studies of nitrogen isotopes in ancient sedimentary rocks have shown that isotopic alteration during later diagenesis and thermal maturation in metamorphism tends to be minor (<1‰) in rocks that have remained at or below lower greenschist facies metamorphism (Bebout & Fogel, 1992; Boudou *et al.*, 2008; Rivera *et al.*, 2015; Stüeken *et al.*, 2017). Thus, given that many terrestrial deposits from the Cenozoic, Mesozoic and latest Paleozoic have remained within this window, we surmise that thermal alteration of  $\delta^{15}\text{N}$  values in fossil cycads will not preclude this proxy from being effective in a deep-time context.

Next, we consider whether the measurement of nitrogen isotope ratios in fossil plant material is analytically feasible. For modern cycad foliage, <1 mg of plant material is sufficient for a high-precision  $\delta^{15}\text{N}$  measurement. For the carbonaceous cycad fossils that we are considering (here we use “carbonaceous” to mean any fossils that have an organic film preserved on the rock matrix, *i.e.* “carbonaceous compression fossils”), more material will likely be required due to loss of nitrogen during diagenesis of plant matter. However, studies of coals have shown that even the most thermally-mature samples have C/N ratios <300 (Ader *et al.*, 1998; Ward *et al.*, 2005). In most samples, C/N ratios of immature coals were <100 (Ader *et al.*, 1998; Ward *et al.*, 2005), which is only a factor of 2-3 higher than modern cycad foliage. This increase in C/N ratios is likely due to the degradation of labile, nitrogen-rich components of plant biomass (*e.g.* proteins, DNA) relative to the more recalcitrant, nitrogen-poor components (*e.g.* cellulose). This compositional difference between modern and fossil plant biomass could lead to systematic isotopic offsets

between the two if the different components of plant biomass have distinct  $\delta^{15}\text{N}$  values (see Section 4.2); however, as we only observed minor  $\delta^{15}\text{N}$  variability within leaves with C/N ratios ranging from 30-65, we suspect that such a preservational effect would not dramatically skew the fossil cycad record of atmospheric  $\delta^{15}\text{N}$  values (except for very poorly-preserved specimens). In order to screen for such effects in the fossil record, correlations between  $\delta^{15}\text{N}$  and C/N ratios can be used to identify diagenetic or metamorphic alteration of primary  $\delta^{15}\text{N}$  values. Most importantly, though, these low levels of nitrogen loss from fossilized plant organic matter imply that still only a few milligrams of material would be required for robust  $\delta^{15}\text{N}$  measurements. Such material is readily available from fossil units reaching back to the late Paleozoic, and many such fossils have been studied for their organic carbon isotope ratios for decades (*e.g.* Bocherens *et al.*, 1993; Gröcke, 1998).

This all suggests that the nitrogen isotopic composition of carbonaceous cycad fossils – which are quite abundant through the Mesozoic and into the late Paleozoic (Taylor *et al.*, 2009) – could provide a record of the  $\delta^{15}\text{N}$  of atmospheric  $\text{N}_2$  over the last 200-300 Myrs. Some have proposed that  $p\text{N}_2$  has remained quite constant throughout the last ~600 Myrs (Berner, 2006); under such a model the  $\delta^{15}\text{N}$  of atmospheric  $\text{N}_2$  would be fairly stable. However, if the atmosphere has been steadily losing nitrogen through the Phanerozoic (Johnson & Goldblatt, 2018), a secular shift in the  $\delta^{15}\text{N}$  of atmospheric  $\text{N}_2$  might be expected.

In addition to providing insight into these differing models of  $p\text{N}_2$  through time, the application of this proxy to the fossil record would ground future deep-time applications of the  $\delta^{15}\text{N}$  proxy by constraining the  $\delta^{15}\text{N}$  of atmospheric  $\text{N}_2$ . Fixation of atmospheric  $\text{N}_2$  is the initial input to the biogeochemical nitrogen cycle and widely assumed in isotope mass balance models (*e.g.* Algeo *et al.*, 2014; Kipp *et al.*, 2018) to have maintained a constant isotopic ratio through geologic time. Thus, identifying changes in the  $\delta^{15}\text{N}$  of atmospheric  $\text{N}_2$  would force a re-interpretation of ancient sedimentary  $\delta^{15}\text{N}$  data.

Lastly, in addition to answering questions about the evolution of atmospheric  $\text{N}_2$ , the application of this proxy to the fossil record could provide insight into the longevity of the  $\text{N}_2$ -fixing symbiosis in cycads. Many  $\text{N}_2$ -fixing symbioses are thought to have fairly ancient origins (Sprent & Raven, 1992), but empirical evidence for their establishment in antiquity is typically difficult to derive. While the occurrence of symbiotic cyanobacteria in all extant species of cycads is consistent with an ancestral origin, the current diversity of cycad species (within already existing genera) may have been largely generated in the last ~12 Myrs (Nagalingum *et al.*, 2011). Thus, it is perhaps the case that  $\text{N}_2$  fixation has become an obligatory feature of cycad physiology only recently and was not prevalent early in cycad evolution. This would be evident if fossilized cycad leaves showed highly variable  $\delta^{15}\text{N}$  values, in contrast to the narrow range observed in all modern environments studied to date. These data would be further supported by the measurement of  $\delta^{15}\text{N}$  values in non-cycad fossils from the same depositional setting (*i.e.* as in the comparison shown in Section 4.4). An observation of similar  $\delta^{15}\text{N}$  values in cycads and non-cycads would support the inference of a lack of  $\text{N}_2$ -fixing symbiosis. In such a scenario, fossilized cycad foliage would therefore not provide a robust archive of the  $\delta^{15}\text{N}$  of atmospheric  $\text{N}_2$ , but would rather be informative about the evolutionary ecology of the cycad lineage. Therefore, in many ways, the nitrogen isotopic study of carbonaceous cycad fossils holds promise as a means to learn about nitrogen cycling in ancient environments.

## 5. Conclusions

We have conducted a survey of cycads in three environments across Australia to determine whether symbiotic N<sub>2</sub> fixation allows their foliage to accurately and consistently record the isotopic composition of atmospheric N<sub>2</sub>. Cultured isolates of cyanobionts show fairly small and consistent isotopic offsets during N<sub>2</sub> fixation *in vitro* ( $-0.8 \pm 1.5\%$ ), and isotopic fractionations during transport within cycad tissues appear to be of smaller magnitude, with homogenized leaves providing accurate assessments of whole-leaf  $\delta^{15}\text{N}$ . Furthermore, no biological or environmental factors caused foliar  $\delta^{15}\text{N}$  values to fall outside of the range expected for cyanobacterial N<sub>2</sub> fixation. Therefore, cycad foliage seems to provide a robust archive of atmospheric  $\delta^{15}\text{N}$  values in modern settings. The measurement of  $\delta^{15}\text{N}$  values in non-N<sub>2</sub>-fixing reference plants can potentially corroborate the inference of N<sub>2</sub> fixation, but is unable to definitively refute it. Thus, assembly of large datasets from various units will likely prove critical in generating a robust record of atmospheric  $\delta^{15}\text{N}$  values over the last 200-300 Myrs. Furthermore, diagenetic or metamorphic alteration of primary  $\delta^{15}\text{N}$  signatures can be assessed in fossil cycads using C/N ratios as a proxy for degradation of leaf material. If viewed within the context provided by analysis of non-cycads, and rigorously screened for geochemical preservation of primary signatures,  $\delta^{15}\text{N}$  data from fossil cycad tissues could potentially provide key insights to aspects of Earth's ancient nitrogen cycle.

### Data Availability Statement

All data generated in this study are available in the Supporting Information section at the end of the article.

## References

- Ader M, Boudou J-P, Javoy M, Goffé B, Daniels E (1998) Isotope study on organic nitrogen of Westphalian anthracites from the Western Middle field of Pennsylvania (USA) and from the Bramsche Massif (Germany). *Organic Geochemistry* **29**, 315–323.
- Ader M, Thomazo C, Sansjofre P, Busigny V, Papineau D, Laffont R, Cartigny P, Halverson GP (2016) Interpretation of the nitrogen isotopic composition of Precambrian sedimentary rocks: Assumptions and perspectives. *Chemical Geology* **429**, 93–110.
- Algeo TJ, Meyers PA, Robinson RS, Rowe H, Jiang GQ (2014) Icehouse-greenhouse variations in marine denitrification. *Biogeosciences* **11**, 1273–1295.
- Álvarez-Yépez JC, Cueva A, Dovčiak M, Teece M, Yépez EA (2014) Ontogenetic resource-use strategies in a rare long-lived cycad along environmental gradients. *Conservation Physiology* **2**, 1–12.
- Amundson R, Austin AT, Schuur EA, Yoo K, Matzek V, Kendall C, Uebersax A, Brenner D, Baisden WT (2003) Global patterns of the isotopic composition of soil and plant nitrogen. *Global Biogeochemical Cycles* **17**, 1031.
- Awramik SM, Barghoorn ES (1977) The Gunflint microbiota. *Precambrian Research* **5**, 121–142.
- Bebout GE, Fogel ML (1992) Nitrogen-isotope compositions of metasedimentary rocks in the Catalina Schist, California: Implications for metamorphic devolatilization history. *Geochimica et Cosmochimica Acta* **56**, 2839–2849.
- Bellenger JP, Xu Y, Zhang X, Morel FMM, Kraepiel AML (2014) Possible contribution of alternative nitrogenases to nitrogen fixation by asymbiotic N<sub>2</sub>-fixing bacteria in soils. *Soil Biology and Biochemistry* **69**, 413–420.
- Berner RA (2006) Geological nitrogen cycle and atmospheric N<sub>2</sub> over Phanerozoic time. *Geology* **34**, 413–415.
- Bocherens H, Friis E, Mariotti A, Pedersen K (1993) Carbon isotopic abundances in Mesozoic and Cenozoic fossil plants: Palaeoecological implications. *Lethaia* **26**, 347–358.
- Boddey RM, Peoples MB, Palmer B, Dart PJ (2000) Use of the <sup>15</sup>N natural abundance technique to quantify biological nitrogen fixation by woody perennials. *Nutrient Cycling in Agroecosystems* **57**, 235–270.
- Boudou J-P, Schimmelmann A, Ader M, Mastalerz M, Sebito M, Gengembre L (2008) Organic nitrogen chemistry during low-grade metamorphism. *Geochimica et Cosmochimica Acta* **72**, 1199–1221.
- Brandes JA, Devol AH (2002) A global marine-fixed nitrogen isotopic budget: Implications for Holocene nitrogen cycling. *Global Biogeochemical Cycles* **16**.
- Brocks JJ, Jarrett AJ, Sirantoine E, Hallmann C, Hoshino Y, Liyanage T (2017) The rise of algae in Cryogenian oceans and the emergence of animals. *Nature* **548**, 578.
- Brunner B, Contreras S, Lehmann MF, Matantseva O, Rollog M, Kalvelage T, Klockgether G, Lavik G, Jetten MS, Kartal B, others (2013) Nitrogen isotope effects induced by anammox bacteria. *Proceedings of the National Academy of Sciences* **110**, 18994–18999.
- Bui EN, Henderson BL (2013) C:N:P stoichiometry in Australian soils with respect to vegetation and environmental factors. *Plant and Soil* **373**, 553–568.
- Busigny V, Cartigny P, Philippot P (2011) Nitrogen isotopes in ophiolitic metagabbros: A re-evaluation of modern nitrogen fluxes in subduction zones and implication for the early Earth atmosphere. *Geochimica et Cosmochimica Acta* **75**, 7502–7521.



- Carpenter EJ, Harvey HR, Fry B, Capone DG (1997) Biogeochemical tracers of the marine cyanobacterium *Trichodesmium*. *Deep Sea Research Part I: Oceanographic Research Papers* **44**, 27–38.
- Casciotti KL (2009) Inverse kinetic isotope fractionation during bacterial nitrite oxidation. *Geochimica et Cosmochimica Acta* **73**, 2061–2076.
- Chalk PM, Inácio CT, Balieiro FC, Rouws JR (2016) Do techniques based on  $^{15}\text{N}$  enrichment and  $^{15}\text{N}$  natural abundance give consistent estimates of the symbiotic dependence of  $\text{N}_2$ -fixing plants? *Plant and Soil* **399**, 415–426.
- Costa J-L, Lindblad P (2002) Cyanobacteria in symbiosis with cycads. In: *Cyanobacteria in symbiosis*. Springer, pp. 195–205.
- Craine JM, Elmore AJ, Aidar MPM, Bustamante M, Dawson TE, Hobbie EA, Kahmen A, Mack MC, McLaughlan KK, Michelsen A, Nardoto GB, Pardo LH, Peñuelas J, Reich PB, Schuur EAG, Stock WD, Templer PH, Virginia RA, Welker JM, Wright IJ (2009) Global patterns of foliar nitrogen isotopes and their relationships with climate, mycorrhizal fungi, foliar nutrient concentrations, and nitrogen availability. *New Phytologist* **183**, 980–992.
- Craine JM, Elmore AJ, Wang L, Augusto L, Baisden WT, Brookshire ENJ, Cramer MD, Hasselquist NJ, Hobbie EA, Kahmen A (2015) Convergence of soil nitrogen isotopes across global climate gradients. *Scientific Reports* **5**, 8280.
- Cuddy WS, Neilan BA, Gehringer MM (2012) Comparative analysis of cyanobacteria in the rhizosphere and as endosymbionts of cycads in drought-affected soils. *FEMS Microbiology Ecology* **80**, 204–215.
- Dennen KO, Johnson CA, Otter ML, Silva SR, Wandless GA (2006)  $\delta^{15}\text{N}$  and non-carbonate  $\delta^{13}\text{C}$  values for two petroleum source rock reference materials and a marine sediment reference material (Open File Report No. 2006–1071). USGS.
- Devol AH (2015) Denitrification, anammox, and  $\text{N}_2$  production in marine sediments. *Annual Review of Marine Science* **7**, 403–423.
- Dos Santos PC, Fang Z, Mason SW, Setubal JC, Dixon R (2012) Distribution of nitrogen fixation and nitrogenase-like sequences amongst microbial genomes. *BMC Genomics* **13**, 162.
- Evans RD (2007) Soil nitrogen isotope composition. *Stable isotopes in ecology and environmental science* **2**, 83–98.
- Foulds W (1993) Nutrient concentrations of foliage and soil in South-western Australia. *New Phytologist* **125**, 529–546.
- Freudenthal T, Wagner T, Wenzhöfer F, Zabel M, Wefer G (2001) Early diagenesis of organic matter from sediments of the eastern subtropical Atlantic: Evidence from stable nitrogen and carbon isotopes. *Geochimica et Cosmochimica Acta* **65**, 1795–1808.
- Gehringer MM, Pengelly JJ, Cuddy WS, Fieker C, Forster PI, Neilan BA (2010) Host selection of symbiotic cyanobacteria in 31 species of the Australian cycad genus: *Macrozamia* (Zamiaceae). *Molecular Plant-Microbe Interactions* **23**, 811–822.
- Goldblatt C, Claire MW, Lenton TM, Matthews AJ, Watson AJ, Zahnle KJ (2009) Nitrogen-enhanced greenhouse warming on early Earth. *Nature Geoscience* **2**, 891–896.
- Golubic S, Sergeev VN, Knoll AH (1995) Mesoproterozoic *Archaeoellipsoides*: Akinetes of heterocystous cyanobacteria. *Lethaia* **28**, 285–298.

- Goosmann EA, Catling DC, Som SM, Altermann W, Buick R (2018) Eolianite Grain Size Distributions as a Proxy for Large Changes in Planetary Atmospheric Density. *Journal of Geophysical Research: Planets* **123**, 2506–2526.
- Gröcke DR (1998) Carbon-isotope analyses of fossil plants as a chemostratigraphic and palaeoenvironmental tool. *Lethaia* **31**, 1–13.
- Gueneli N, McKenna AM, Ohkouchi N, Boreham CJ, Beghin J, Javaux EJ, Brocks JJ (2018) 1.1-billion-year-old porphyrins establish a marine ecosystem dominated by bacterial primary producers. *Proceedings of the National Academy of Sciences* **115**, E6978–E6986.
- Gutiérrez-García K, Bustos-Díaz ED, Corona-Gómez JA, Ramos-Aboites HE, Sélem-Mojica N, Cruz-Morales P, Pérez-Farrera MA, Barona-Gómez F, Cibrián-Jaramillo A (2018) Cycad Coralloid Roots Contain Bacterial Communities Including Cyanobacteria and *Caulobacter* spp. That Encode Niche-Specific Biosynthetic Gene Clusters. *Genome Biology and Evolution* **11**, 319–334.
- Halliday J, Pate JS (1976) Symbiotic nitrogen fixation by coralloid roots of the cycad *Macrozamia riedlei*: Physiological characteristics and ecological significance. *Functional Plant Biology* **3**, 349–358.
- Handley LL, Raven JA (1992) The use of natural abundance of nitrogen isotopes in plant physiology and ecology. *Plant, Cell & Environment* **15**, 965–985.
- Hogberg P (1997) Tansley Review No. 95: <sup>15</sup>N natural abundance in soil–plant systems. *New Phytologist* **137**, 179–203.
- Johnson BW, Goldblatt C (2018) EarthN: A new Earth system nitrogen model. *Geochemistry, Geophysics, Geosystems* **19**, 2516–2542.
- Kalvelage T, Jensen MM, Contreras S, Revsbech NP, Lam P, Günter M, LaRoche J, Lavik G, Kuypers MMM (2011) Oxygen Sensitivity of Anammox and Coupled N-Cycle Processes in Oxygen Minimum Zones. *PLOS ONE* **6**, e29299.
- Kipp MA, Stüeken EE, Yun M, Bekker A, Buick R (2018) Pervasive aerobic nitrogen cycling in the surface ocean across the Paleoproterozoic Era. *Earth and Planetary Science Letters* **500**, 117–126.
- Krieg C, Watkins Jr JE, Chambers S, Husby CE (2017) Sex-specific differences in functional traits and resource acquisition in five cycad species. *AoB Plants* **9**, plx013.
- Kritee K, Sigman DM, Granger J, Ward BB, Jayakumar A, Deutsch C (2012) Reduced isotope fractionation by denitrification under conditions relevant to the ocean. *Geochimica et Cosmochimica Acta* **92**, 243–259.
- Leuenberger M, Siegenthaler U, Langway C (1992) Carbon isotope composition of atmospheric CO<sub>2</sub> during the last ice age from an Antarctic ice core. *Nature* **357**, 488.
- Lindblad P, Bergman B (1986) Glutamine synthetase: Activity and localization in cyanobacteria of the cycads *Cycas revoluta* and *Zamia skinneri*. *Planta* **169**, 1–7.
- Macko SA, Fogel ML, Hare PE, Hoering TC (1987) Isotopic fractionation of nitrogen and carbon in the synthesis of amino acids by microorganisms. *Chemical Geology: Isotope Geoscience section* **65**, 79–92.
- Mallik A, Li Y, Wiedenbeck M (2018) Nitrogen evolution within the Earth’s atmosphere–mantle system assessed by recycling in subduction zones. *Earth and Planetary Science Letters* **482**, 556–566.

- Marino BD, McElroy MB, Salawitch RJ, Spaulding WG (1992) Glacial-to-interglacial variations in the carbon isotopic composition of atmospheric CO<sub>2</sub>. *Nature* **357**, 461.
- Mariotti A (1983) Atmospheric nitrogen is a reliable standard for natural <sup>15</sup>N abundance measurements. *Nature* **303**, 685–687.
- Marty B, Zimmermann L, Pujol M, Burgess R, Philippot P (2013) Nitrogen isotopic composition and density of the Archean atmosphere. *Science* **342**, 101–104.
- Minagawa M, Wada E (1986) Nitrogen isotope ratios of red tide organisms in the East China Sea: a characterization of biological nitrogen fixation. *Marine Chemistry* **19**, 245–259.
- Nagalingum NS, Marshall CR, Quental TB, Rai HS, Little DP, Mathews S (2011) Recent synchronous radiation of a living fossil. *Science* **334**, 796–799.
- Pang K, Tang Q, Chen L, Wan B, Niu C, Yuan X, Xiao S (2018) Nitrogen-fixing heterocystous cyanobacteria in the Tonian Period. *Current Biology* **28**, 616–622.
- Pate JS, Lindblad P, Atkins CA (1988) Pathways of assimilation and transfer of fixed nitrogen in coralloid roots of cycad-*Nostoc* symbioses. *Planta* **176**, 461–471.
- Pate JS, Unkovich MJ (1999) Measuring symbiotic nitrogen fixation: Case studies of natural and agricultural ecosystems in a Western Australian setting. In: *Physiological Plant Ecology* (eds. Scholes JD, Barker MG). Blackwell Science, Oxford, pp. 153–173.
- R Core Team (2013) *R: A language and environment for statistical computing*. R Foundation for Statistical Computing.
- Rasmussen U, Nilsson M (2002) Cyanobacterial diversity and specificity in plant symbioses. In: *Cyanobacteria in Symbiosis* (eds. Rai AN, Bergman B, Rasmussen U). Springer, Dordrecht, pp. 313–328.
- Raven JA (2002) Evolution of cyanobacterial symbioses. In: *Cyanobacteria in symbiosis*. Springer, pp. 329–346.
- Rivera KT, Puckette J, Quan TM (2015) Evaluation of redox versus thermal maturity controls on  $\delta^{15}\text{N}$  in organic rich shales: A case study of the Woodford Shale, Anadarko Basin, Oklahoma, USA. *Organic Geochemistry* **83**, 127–139.
- Robinson RS, Kienast M, Luiza Albuquerque A, Altabet M, Contreras S, De Pol Holz R, Dubois N, Francois R, Galbraith E, Hsu T-C, others (2012) A review of nitrogen isotopic alteration in marine sediments. *Paleoceanography* **27**.
- Rowell P, James W, Smith WL, Handley LL, Scrimgeour CM (1998) <sup>15</sup>N discrimination in molybdenum- and vanadium-grown N<sub>2</sub>-fixing *Anabaena variabilis* and *Azotobacter vinelandii*. *Soil Biology and Biochemistry* **30**, 2177–2180.
- Shearer G, Kohl DH (1986) N<sub>2</sub>-fixation in field settings: Estimations based on natural <sup>15</sup>N abundance. *Functional Plant Biology* **13**, 699–756.
- Shearer G, Kohl DH, Virginia Ra, Bryan BA, Skeeters JL, Nilsen ET, Sharifi MR, Rundel PW (1983) Estimates of N<sub>2</sub>-fixation from variation in the natural abundance of <sup>15</sup>N in Sonoran Desert ecosystems. *Oecologia* **56**, 365–373.
- Sigman DM, Altabet MA, McCorkle DC, Francois R, Fischer G (2000) The  $\delta^{15}\text{N}$  of nitrate in the Southern Ocean: Nitrogen cycling and circulation in the ocean interior. *Journal of Geophysical Research: Oceans* **105**, 19599–19614.
- Silverman SN, Kopf SH, Bebout BM, Gordon R, Som SM (2019) Morphological and isotopic changes of heterocystous cyanobacteria in response to N<sub>2</sub> partial pressure. *Geobiology* **17**, 60–75.

- Som SM, Buick R, Hagadorn JW, Blake TS, Perreault JM, Harnmeijer JP, Catling DC (2016) Earth's air pressure 2.7 billion years ago constrained to less than half of modern levels. *Nature Geoscience* **9**, 448-451.
- Som SM, Catling DC, Harnmeijer JP, Polivka PM, Buick R (2012) Air density 2.7 billion years ago limited to less than twice modern levels by fossil raindrop imprints. *Nature* **484**, 359–362.
- Sprent JI, Raven JA (1992) Evolution of nitrogen-fixing symbioses. *Biological nitrogen fixation* 461–496.
- Sterner RW, Elser JJ (2002) *Ecological stoichiometry: The biology of elements from molecules to the biosphere*. Princeton University Press.
- Stüeken EE, Buick R, Guy BM, Koehler MC (2015) Isotopic evidence for biological nitrogen fixation by molybdenum-nitrogenase from 3.2 Gyr. *Nature* **520**, 666–669.
- Stüeken EE, Kipp MA, Koehler MC, Buick R (2016a) The evolution of Earth's biogeochemical nitrogen cycle. *Earth-Science Reviews* **160**, 220–239.
- Stüeken EE, Kipp MA, Koehler MC, Schwieterman EW, Johnson B, Buick R (2016b) Modeling  $pN_2$  through Geological Time: Implications for Planetary Climates and Atmospheric Biosignatures. *Astrobiology* **16**, 949–963.
- Stüeken EE, Zaloumis J, Meixnerová J, Buick R (2017) Differential metamorphic effects on nitrogen isotopes in kerogen extracts and bulk rocks. *Geochimica et Cosmochimica Acta* **217**, 80–94.
- Suarez-Moo P de Jesus, Vovides AP, Griffith MP, Barona-Gomez F, Cibrian-Jaramillo A (2019) Unlocking a high bacterial diversity in the coralloid root microbiome from the cycad genus *Dioon*. *PloS one* **14**, e0211271.
- Taylor EL, Taylor TN, Krings M (2009) *Paleobotany: The biology and evolution of fossil plants*. Academic Press, Burlington, MA.
- Unkovich MJ, Pate JS (2000) An appraisal of recent field measurements of symbiotic  $N_2$  fixation by annual legumes. *Field Crops Research* **65**, 211–228.
- Vessey JK, Pawlowski K, Bergman B (2005) Root-based  $N_2$ -fixing symbioses: Legumes, actinorhizal plants, *Parasponia* sp. and cycads. *Plant and Soil* **274**, 51–78.
- Wanek W, Arndt SK (2002) Difference in  $\delta^{15}N$  signatures between nodulated roots and shoots of soybean is indicative of the contribution of symbiotic  $N_2$  fixation to plant N. *Journal of Experimental Botany* **53**, 1109–1118.
- Ward CR, Li Z, Gurba LW (2005) Variations in coal maceral chemistry with rank advance in the German Creek and Moranbah Coal Measures of the Bowen Basin, Australia, using electron microprobe techniques. *International Journal of Coal Geology* **63**, 117–129.
- Weiss MC, Sousa FL, Mrnjavac N, Neukirchen S, Roettger M, Nelson-Sathi S, Martin WF (2016) The physiology and habitat of the last universal common ancestor. *Nature Microbiology* **1**, 16116.
- Werner RA, Schmidt H-L (2002) The in vivo nitrogen isotope discrimination among organic plant compounds. *Phytochemistry* **61**, 465–484.
- Yoneyama T, Muraoka T, Murakami T, Boonkerd N (1993) Natural abundance of  $^{15}N$  in tropical plants with emphasis on tree legumes. *Plant and Soil* **153**, 295–304.

- Zerkle AL, Junium CK, Canfield DE, House CH (2008) Production of  $^{15}\text{N}$ -depleted biomass during cyanobacterial  $\text{N}_2$ -fixation at high Fe concentrations. *Journal of Geophysical Research: Biogeosciences* **113**, G03014.
- Zerkle AL, Mikhail S (2017) The geobiological nitrogen cycle: From microbes to the mantle. *Geobiology* **15**, 343–352.
- Zhang X, Sigman DM, Morel FM, Kraepiel AM (2014) Nitrogen isotope fractionation by alternative nitrogenases and past ocean anoxia. *Proceedings of the National Academy of Sciences* **111**, 4782–4787.
- Zheng Y, Chiang T-Y, Huang C-L, Gong X (2018) Highly diverse endophytes in roots of *Cycas bifida* (Cycadaceae), an ancient but endangered gymnosperm. *Journal of Microbiology* **56**, 337–345.
- Zhifeng G, Thomas BA (1989) A review of fossil cycad megasporophylls, with new evidence of *Crossozamia Pomel* and its associated leaves from the Lower Permian of Taiyuan, China. *Review of Palaeobotany and Palynology* **60**, 205–223.

## Tables

**Table 1. Location and climate data of each sample site.**

Site	Species (# of leaves analyzed)	Latitude	Mean annual temperature (°C)	Mean annual precipitation (mm)
D'Aguilar National Park, Queensland	<i>Lepidozamia peroffskyana</i> (n = 3), <i>Macrozamia lucida</i> (n = 6), <i>Macrozamia macleayi</i> (n = 3)	27°S	19.8	1130
UWA Jandakot Reserve, Western Australia	<i>Macrozamia riedlei</i> (n = 41)	32°S	18.2	791
Tilba Tilba, New South Wales	<i>Macrozamia communis</i> (n = 47)	36°S	15.7	997

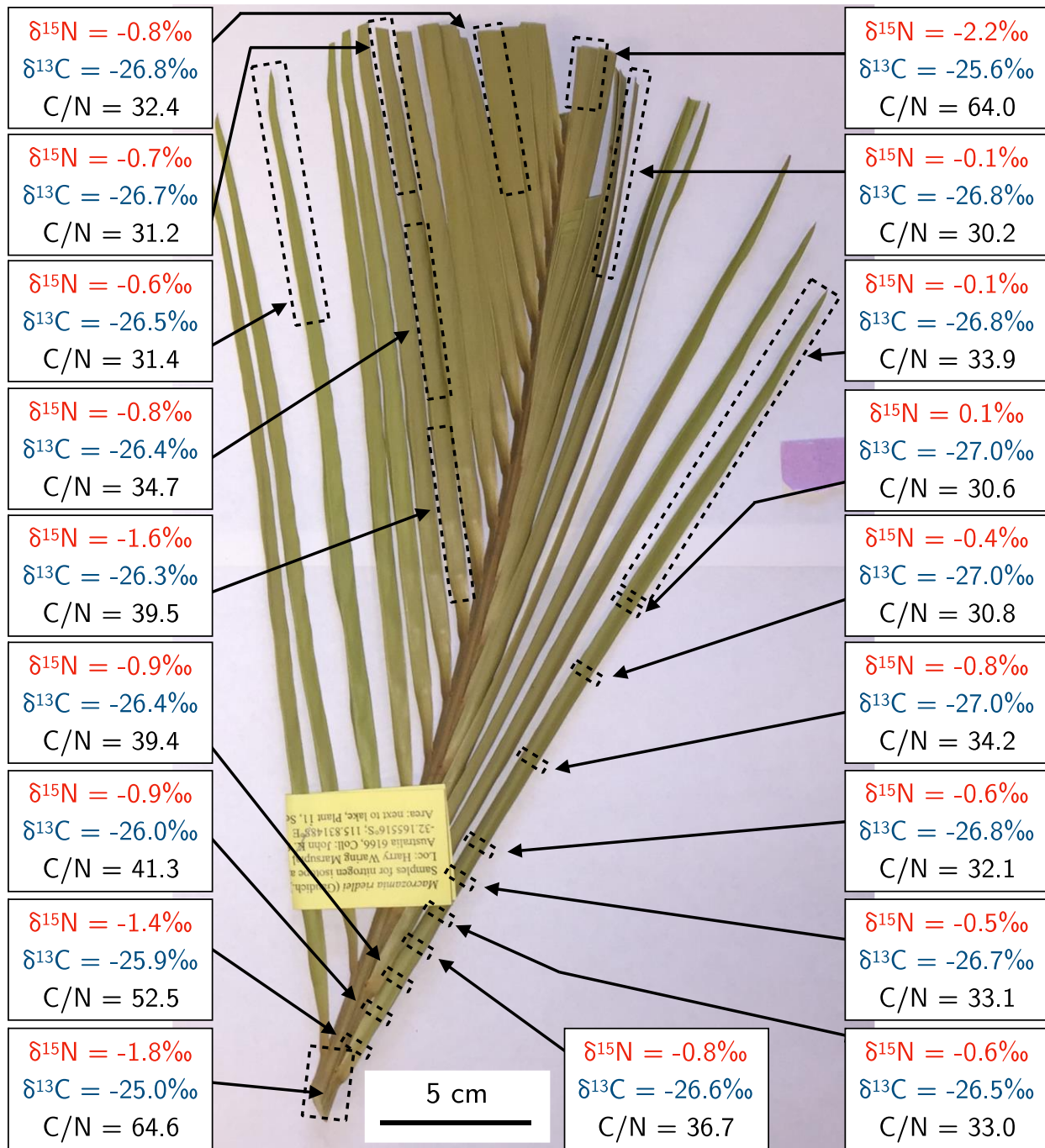
**Table 2. Diazotrophic cyanobacterial symbiont strains isolated from coralloid roots of their respective host cycad species, taken from Gehringer *et al.* (2010)<sup>1</sup>.**

<b>Cyanobacterial species</b>	<b># of replicate cultures</b>	<b>Cycad host species</b>	<b>Location</b>	<b>Voucher no.</b>
<i>Nostoc</i> sp. 40.5	2	<i>Macrozamia communis</i>	Currambene State Forest	MZ40
<i>Calothrix</i> sp. 61.4	2	<i>Macrozamia parcifolia</i>	Seaview Range	PIF13107
<i>Nostoc</i> sp. 62.1	2	<i>Macrozamia mountperriensis</i>	Brooweena	PIF9343
<i>Nostoc</i> sp. 65.1	2	<i>Macrozamia riedlei</i>	NW Narrogin	PIF30395
<i>Nostoc</i> sp. 73.1	3	<i>Macrozamia serpentina</i>	Mt. Slopeway	PIF12273A
<i>Nostoc</i> sp. 74.5	1	<i>Macrozamia macleayi</i>	Mt. Colosseum	PIF12248
<i>Nostoc</i> sp. B1.3	2	<i>Bowenia serrulata</i>	Byfield	PIF32324
<i>Nostoc</i> sp. C1.8	1	<i>Cycas media</i> subsp. <i>media</i>	Royal Botanic Gardens	C1

---

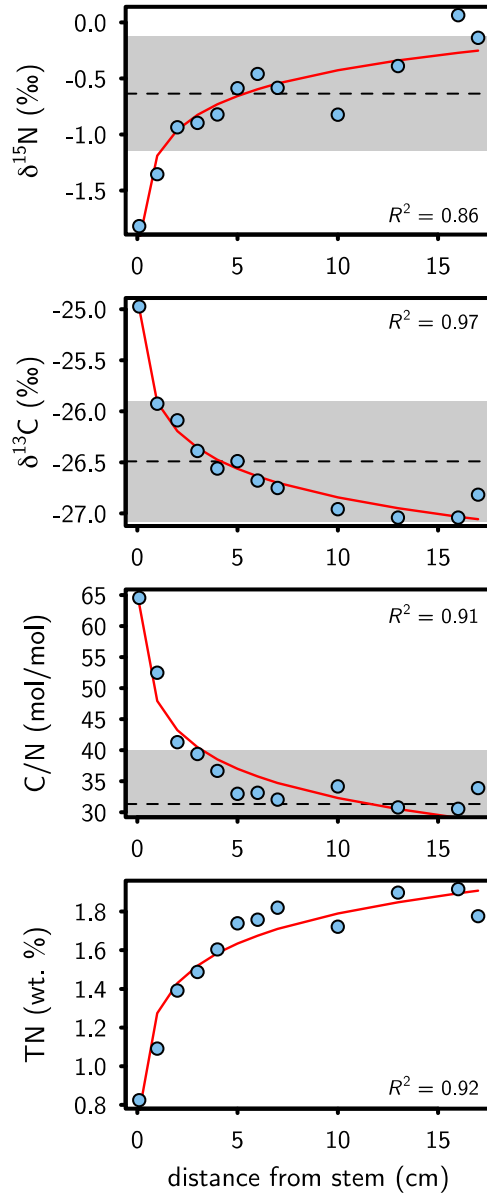
<sup>1</sup> The vouchers, in this case a leaf and reproductive materials of the sampled plant, merely indicate that there is a formal record of which plant was used. The PIF vouchers are stored in the Queensland Herbarium. The remaining vouchers were collected under the Scientific License S11788 issued by the National Parks and Wildlife Service, NSW, Australia and stored in the Royal Botanic Gardens, Sydney.

## Figures

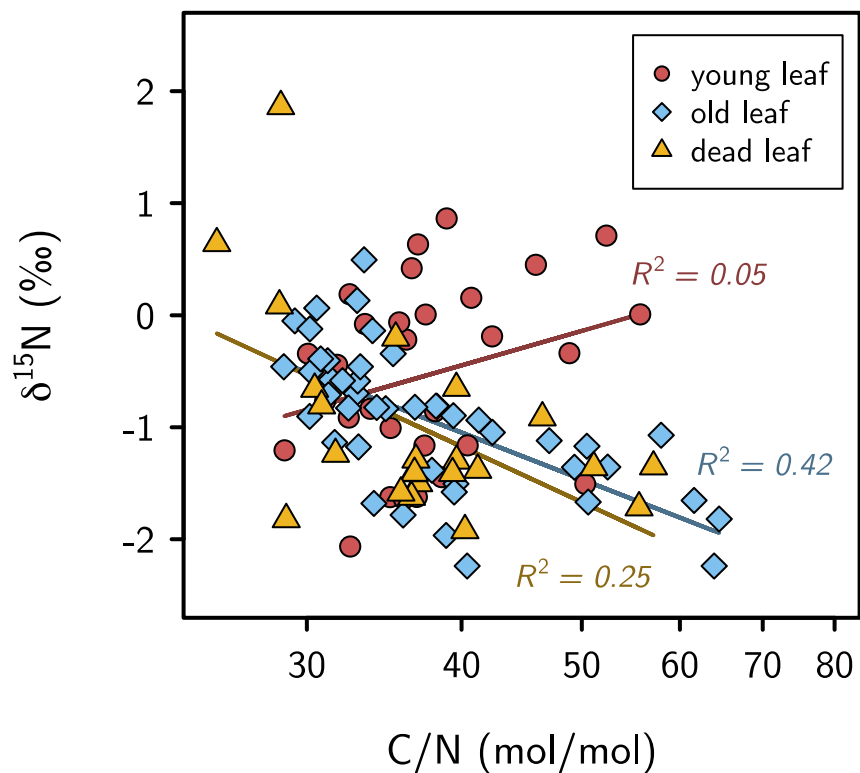


**Figure 1. Intra-plant variability in  $\delta^{15}\text{N}$ ,  $\delta^{13}\text{C}$  and C/N ratios.** Relative to leaves, stems are slightly isotopically depleted in carbon and nitrogen and have higher C/N ratios. However, all point-samples on the leaf have  $\delta^{15}\text{N}$  values within the range observed during  $\text{N}_2$  fixation by isolated cyanobionts, suggesting minor isotopic fractionation during transport of nitrogen within the plant.

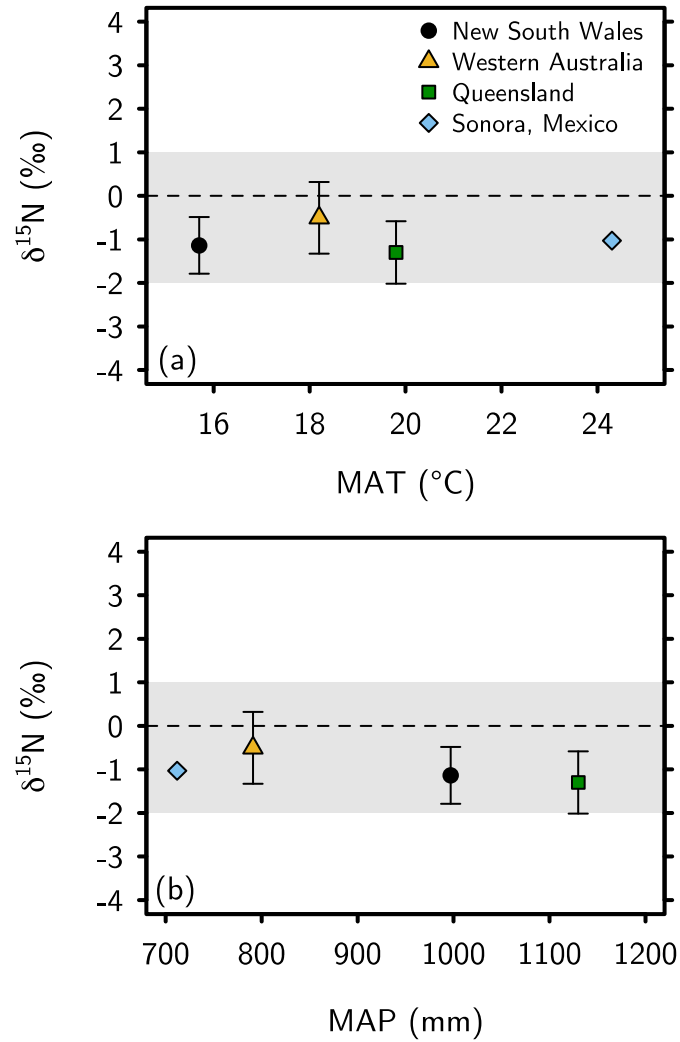




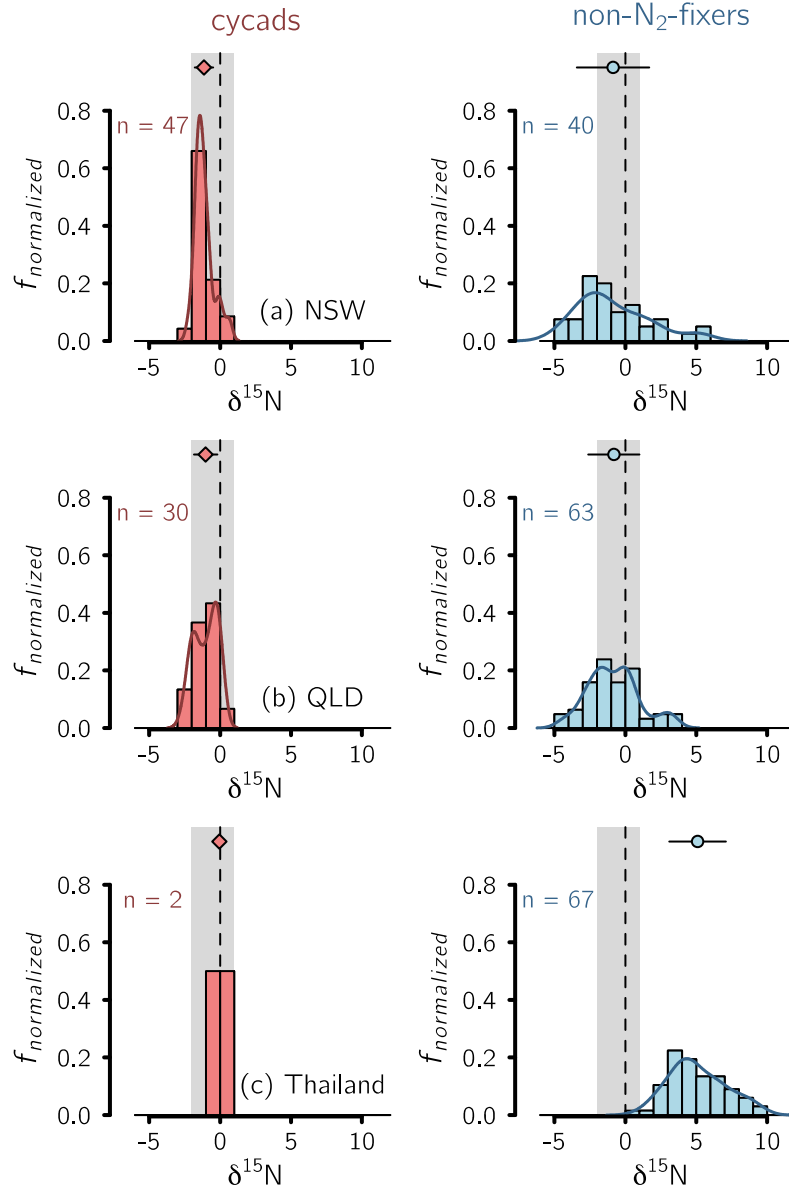
**Figure 2. Trends in (a)  $\delta^{15}\text{N}$ , (b)  $\delta^{13}\text{C}$ , (c) C/N and (d) TN along a transect of a single leaflet.** Leaflet sampling transect is pictured on the bottom right of the leaf in Fig. 1. Fitted curves denote logarithmic regression. Dotted lines denote the leaf-averaged value for the parameter being plotted; grey shaded region denotes  $1\sigma$  confidence interval. The higher nitrogen content and isotopic depletion away from stems may reflect an increasing proportion of protein relative to structural material.



**Figure 3. Relationship between  $\delta^{15}\text{N}$  and C/N ratios in modern cycad leaves.** Note log scale on x-axis. Includes samples from New South Wales and Western Australia from this study. Young leaves show no significant correlation between  $\log(\text{C/N})$  and  $\delta^{15}\text{N}$  values ( $p > 0.1$ ). Old and dead leaves show weak, negative correlations ( $p < 10^{-5}$ ;  $p < 0.01$ ). The grey band marks the typical range of  $\delta^{15}\text{N}$  values generated via  $\text{N}_2$ -fixation in free-living cyanobacteria (Zhang *et al.*, 2014).



**Figure 4. Relationship between  $\delta^{15}\text{N}$  values of cycad foliage and (a) mean annual temperature, and (b) mean annual precipitation.** Neither MAT nor MAP is significantly correlated with cycad  $\delta^{15}\text{N}$  values. All cycad foliage has  $\delta^{15}\text{N}$  values within the range expected for  $\text{N}_2$  fixation using Mo-nitrogenase (denoted as grey shaded region).



**Figure 5. Density distribution of  $\delta^{15}\text{N}$  values in cycads and non-cycads from (a) New South Wales and (b) Queensland sampling sites, and (c) from Thailand (Yoneyama *et al.* 1993).** Grey shaded regions denote the typical range of  $\delta^{15}\text{N}$  values generated via  $\text{N}_2$  fixation in free-living cyanobacteria (Zhang *et al.*, 2014). Dotted line denotes atmospheric  $\delta^{15}\text{N}$  value. Circles mark mean  $\delta^{15}\text{N}$  values  $\pm 1\sigma$ . Cycad foliage in all three settings has  $\delta^{15}\text{N}$  values consistent with reliance on  $\text{N}_2$  fixation. The similarity in mean  $\delta^{15}\text{N}$  values between cycads and non- $\text{N}_2$ -fixing reference plants in the Australian sites highlights a potential difficulty in unambiguously inferring  $\text{N}_2$  fixation in ancient cycads; however, the larger variance in non- $\text{N}_2$ -fixers is perhaps suggestive of assimilation of isotopically variable soil nitrogen.