

ARTICLE

2-Arylacetic Anhydrides As Ammonium Enolate Precursors

Cite this: DOI: 10.1039/x0xx00000x

Louis C. Morrill, Lyndsay A. Ledingham, Jean-Philippe Couturier, Jasmine Bickel, Andrew D. Harper, Charlene Fallan and Andrew D. Smith*

Received 00th January 2012,

Accepted 00th January 2012

DOI: 10.1039/x0xx00000x

www.rsc.org/

Readily prepared 2-arylacetic anhydrides act as convenient ammonium enolate precursors in isothioureia (HBTM-2.1)-mediated catalytic asymmetric intermolecular Michael addition-lactonisation processes, giving diverse synthetic building blocks in good yield with high diastereo- and enantiocontrol (up to 95:5 dr and >99% ee).

Introduction

Within the arena of Lewis base catalysis,¹ the generation and application of ammonium enolates² toward generating stereodefined molecules with high levels of stereocontrol is of widespread interest in asymmetric catalysis.³ Most commonly formed from the interaction of a nucleophilic tertiary amine with either a preformed or *in situ* generated ketene,⁴ C1-ammonium enolates present an attractive alternative to existing organocatalytic strategies for the generation of enolates or their equivalents such as the use of enamines,⁵ N-heterocyclic carbenes (NHCs),⁶ and cinchona alkaloid derivatives.⁷

Building upon the pioneering intramolecular nucleophile catalysed aldol-lactonisation (NCAL) strategy developed by Romo,⁸ we have recently shown that isothioureas,⁹ initially employed by Birman and Okamoto as efficient *O*-acyl transfer reagents,¹⁰ can generate ammonium enolates from carboxylic acids through *in situ* formation of a mixed anhydride and subsequently undergo a range of intra- and intermolecular Michael addition-cyclisation processes.¹¹ While this powerful synthetic strategy allows access to a range of stereodefined products in high enantioselectivity, noteworthy drawbacks include the use of excess sacrificial base (up to 4 equivalents of *i*-Pr₂NEt) and the production of unwanted by-products derived from the acid “activating agent” (such as pivalic anhydride derived from pivaloyl chloride) that can be difficult to separate from the desired products (Figure 1).

As part of our on-going interest in Lewis base catalysis¹² we wished to investigate alternative bench stable precursors to ammonium enolates at the carboxylic acid oxidation level. Following our recent report on the generation of α,β -unsaturated acyl ammonium species from homoanhydrides,¹³ and inspired by Connon’s functionalisation of enolisable anhydrides using bifunctional squaramides,¹⁴ in addition to Chi’s use of *p*-nitrophenyl esters as azolium enolate precursors,¹⁵ we envisaged readily available 2-arylacetic anhydrides as C1-ammonium enolate precursors (Figure 2).

Our previous strategy to access C1-ammonium enolates:

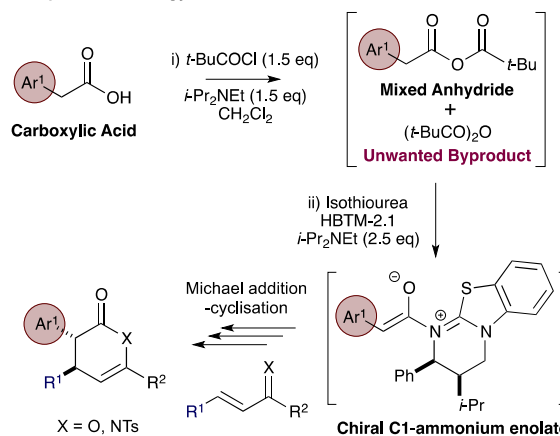


Figure 1. Previous access to isothiurea-derived C1-ammonium enolates from carboxylic acids

Using this strategy, the only by-product from such a process would be an equivalent of the parent acid that would be easily removed *via* basic aqueous work-up. While one equivalent of the parent arylacetic acid would be discarded in this process, their commercial availability and relatively cheap cost would mitigate their use in the asymmetric formation of diverse value-added chemical building blocks. We showcase herein our results concerning the asymmetric Michael addition-lactonisation of isothiurea derived ammonium enolates from readily prepared 2-arylacetic anhydrides and a range of Michael acceptors, giving stereodefined products with high diastereo- and enantiocontrol (up to 95:5 dr and >99% ee).¹⁶

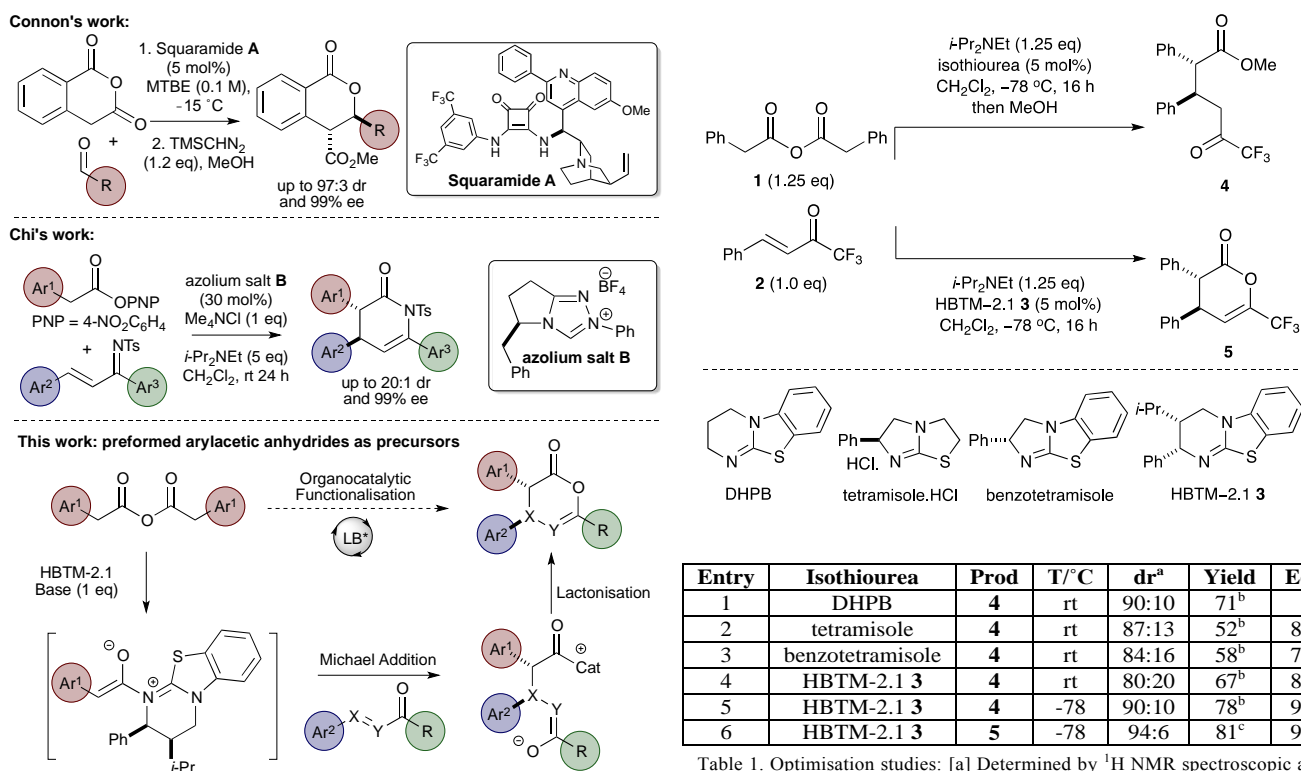
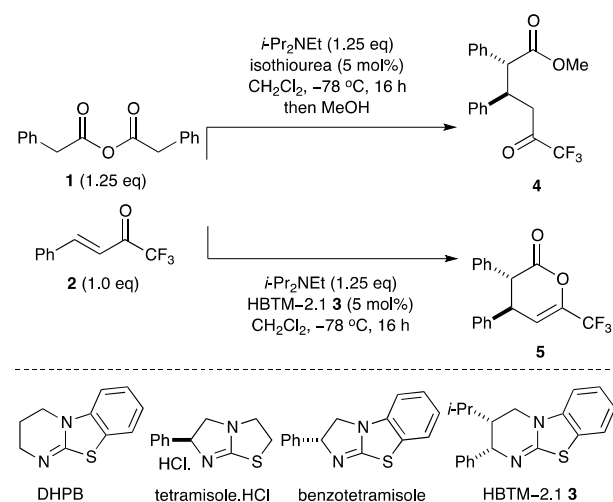


Figure 2. Proposed direct access to C1-ammonium enolates from arylacetic anhydrides.

Results and discussion

Optimisation Studies:

Initial proof of concept studies used 2-phenylacetic anhydride **1** as an ammonium enolate precursor and trifluoromethylenone **2** as a Michael acceptor, with laboratory grade solvents employed as standard. 2-Phenylacetic anhydride (and all 2-arylacetic anhydrides used throughout this manuscript) is simply prepared by reaction of the parent arylacetic acid with DCC and is bench stable for approximately one week.¹⁷ Using achiral DHPB (10 mol%) as a catalyst only ~80% conversion of trifluoromethyl ketone **2** was observed when 1 equivalent of both 2-phenylacetic anhydride and *i*-Pr₂NEt were used. Using a slight excess of anhydride **1** (1.25 eq) and *i*-Pr₂NEt (1.25 eq) was necessary for complete consumption of **2**, presumably due to Claisen-type self condensation of the anhydride, giving **4** after *in situ* ring opening with MeOH in 71% yield and 90:10 dr at rt. Screening of a small number of chiral isothioureas in this process showed that HBTM-2.1 **3** offered higher enantioselectivity than either tetramisole or benzotetramisole at rt (entries 2-4, Scheme 1). Lowering the reaction temperature to -78 °C gave optimal diastereo- and enantiocontrol using HBTM-2.1 **3** (entry 5), giving trifluoromethyl ketone **4** directly from anhydride **1** in 78% yield, 90:10 dr and 99% ee. Alternatively, Michael addition-lactonisation gave lactone **5** that was isolated in 81% yield and with excellent diastereo- and enantioselectivity (94:6 dr, 98% ee). In all cases, highly pure material could be obtained after a simple acid/base work-up, with chromatographic purification used to obtain analytical samples.



Entry	Isothiourea	Prod	T/°C	dr ^a	Yield	Ee ^d
1	DHPB	4	rt	90:10	71 ^b	
2	tetramisole	4	rt	87:13	52 ^b	83
3	benzotetramisole	4	rt	84:16	58 ^b	71
4	HBTM-2.1 3	4	rt	80:20	67 ^b	88
5	HBTM-2.1 3	4	-78	90:10	78 ^b	99
6	HBTM-2.1 3	5	-78	94:6	81 ^c	98

Table 1. Optimisation studies: [a] Determined by ¹H NMR spectroscopic analysis of the crude reaction mixture; [b] Isolated yield of **4** (≥95:5 dr); [c] Isolated yield of **5** (90:10 dr); [d] Determined by chiral HPLC analysis.

Generality: Anhydrides as ammonium enolate precursors for asymmetric Michael addition-lactonisation with trifluoromethylenones

With an optimised process developed, the generality of this asymmetric Michael addition-lactonisation process using 2-arylacetic anhydrides was investigated. Sequential variation of the anhydride component was first investigated using trifluoromethylenone **2** (Table 2), with all product racemates prepared using DHPB. Using 5 mol% of **3** as standard, under optimised conditions this process readily tolerates 3- or 4-aryl substitution within the anhydride, including electron-withdrawing and -donating substituents (products **6-11**) as well as extended aromatic systems (product **12**). Interestingly, 2-aryl substitution within the anhydride is not tolerated in this system. For example the use of 2-(2-methylphenyl)acetyl 2-(2-methylphenyl)acetate gave <5% conversion to the desired product. Furthermore the use of 2-(thiophen-3-yl)acetic anhydride leads to reduced product diastereoselectivity (product **13**), although still gives the major diastereoisomer in high ee (>99% ee).

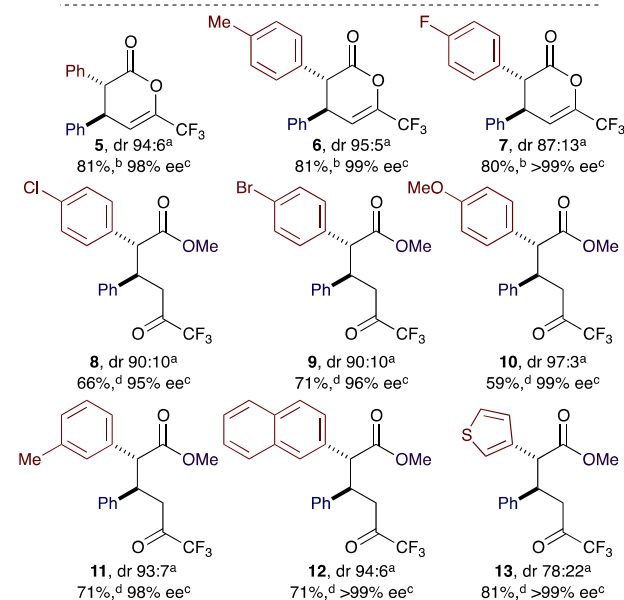
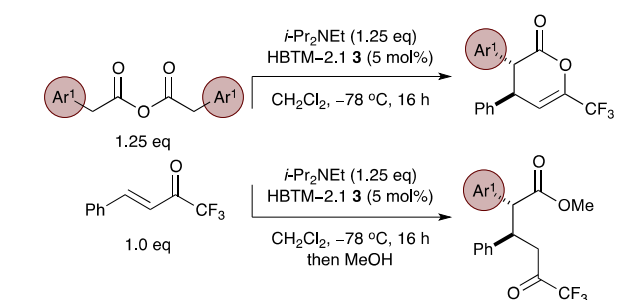


Table 2. Variation of arylacetic anhydride component; [a] Determined by ¹H NMR spectroscopic analysis of the crude reaction mixture; [b] Isolated yield (≥95:5 dr); [c] Determined by chiral HPLC analysis; [d] Isolated yield at stated dr.

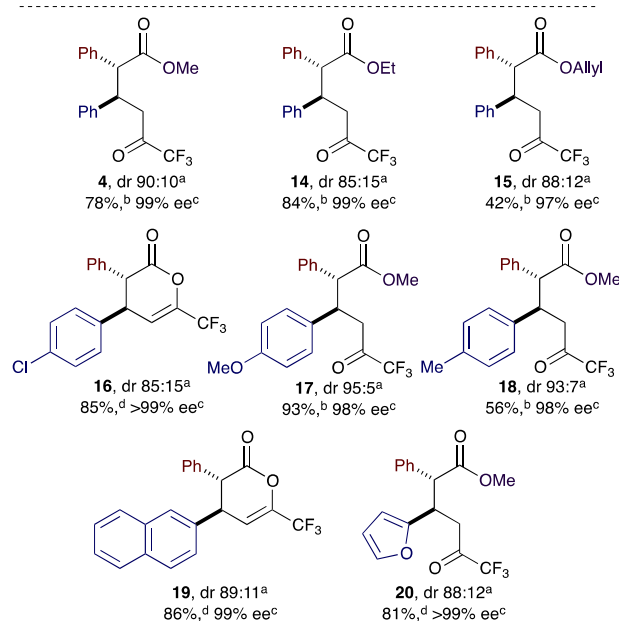
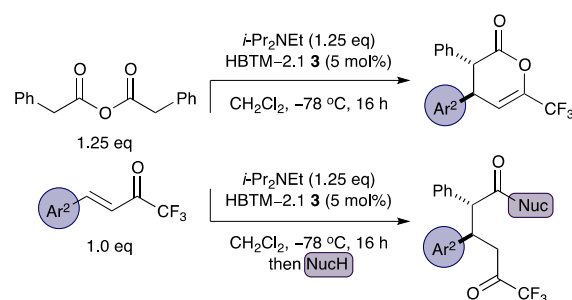
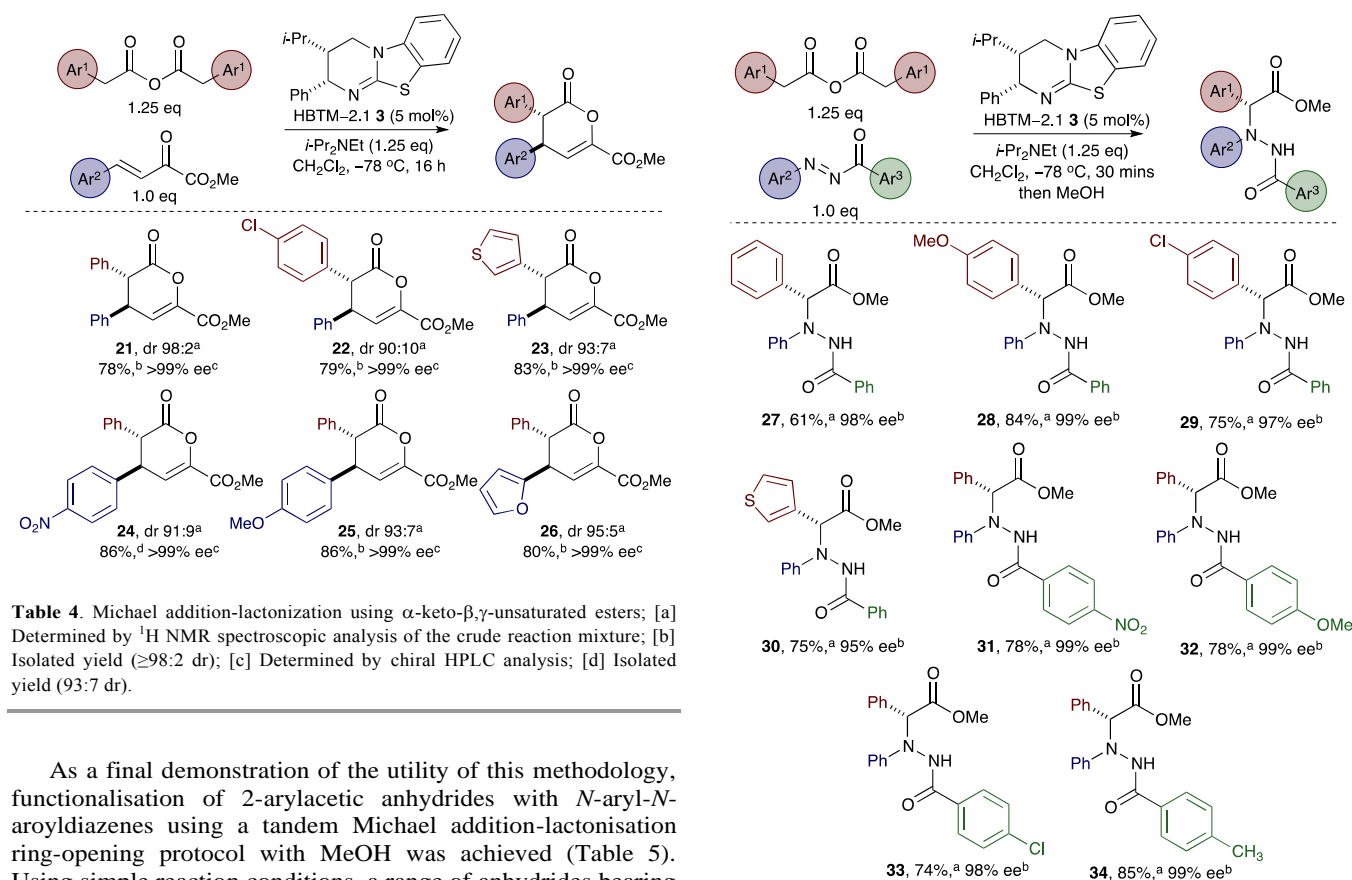


Table 3. Variation of trifluoromethylenone and nucleophilic component; [a] Determined by ¹H NMR spectroscopic analysis of the crude reaction mixture; [b] Isolated yield at stated dr. [c] Determined by chiral HPLC analysis; [d] Isolated yield (≥95:5 dr).

Subsequent studies showed the versatility of this process by focusing upon functionalisation of 2-phenylacetic anhydride with a range of trifluoromethylenones as well as variation of the nucleophilic ring-opening reaction component (Table 3). For example, in addition to *in situ* ring opening with methanol, alternative nucleophiles such as ethanol and allyl alcohol can also be used (products **14** and **15**). Within the Michael acceptor, both electron-withdrawing (4-Cl) and electron-donating (4-OMe) substituents in the aryl unit are readily incorporated, providing the corresponding products in high ee. Heteroaryl substituents (2-furyl), as well as extended aromatic substituents (2-Np) can also be incorporated with good dr (up to 88:12) and ee (up to 99% ee).

Anhydrides as ammonium enolate precursors for Michael addition-lactonisations with α -keto- β,γ -unsaturated esters and *N*-aryl-*N*-aroyldiazenes

Having developed an efficient protocol for the isothiurea catalysed Michael addition-lactonisation of anhydrides and 4-aryl-trifluoromethylenones, this process was extended to other classes of suitably electron deficient Michael acceptors such as α -keto- β,γ -unsaturated esters and *N*-aryl-*N*-aroyldiazenes. While DHPB can be used to prepare product racemates for analysis, (\pm)-HBTM-2.1 was used with these reaction classes (and is recommended from a practical standpoint) as it typically leads to a cleaner reaction profile and higher product yields. In the asymmetric series, α -keto- β,γ -unsaturated esters proved suitable partners within this process (Table 4). Once more, electron-donating and electron-withdrawing substituents, as well as heteroaryl substitution within both anhydride and α -keto- β,γ -unsaturated ester reaction components was tolerated, affording a range of *anti*-dihydropyranones in high yields (78–86%) and with high diastereo- and enantioselectivity (up to 98:2 dr, exclusively >99% ee).



As a final demonstration of the utility of this methodology, functionalisation of 2-arylacetic anhydrides with *N*-aryl-*N*-aryldiazenes using a tandem Michael addition-lactonisation ring-opening protocol with MeOH was achieved (Table 5). Using simple reaction conditions, a range of anhydrides bearing electron-donating and electron-withdrawing aryl substituents, as well as heteroaryl substitution were tolerated, alongside variation of the acyl unit within the *N*-aryl-*N*-aryldiazenes. In all cases, a variety of stereodefined hydrazides were isolated in high yields (61–85%) and excellent enantioselectivity (up to >99% ee) following *in situ* methanolysis.

Table 5. Michael addition-lactonization using *N*-aryl-*N*-aryldiazenes; [a] Isolated yield; [b] Determined by chiral HPLC analysis.

For all of these transformations we postulate a catalytic cycle that proceeds *via* initial *N*-acylation of HBTM-2.1 with the arylacetic anhydride to form the corresponding acyl ammonium ion. Deprotonation generates the corresponding (*Z*)-enolate, which undergoes stereoselective Michael addition, followed by intramolecular cyclisation, to generate the corresponding heterocyclic species (Figure 3). The sense of stereoinduction in these transformations is consistent with our previous rationale.^{11a,c}

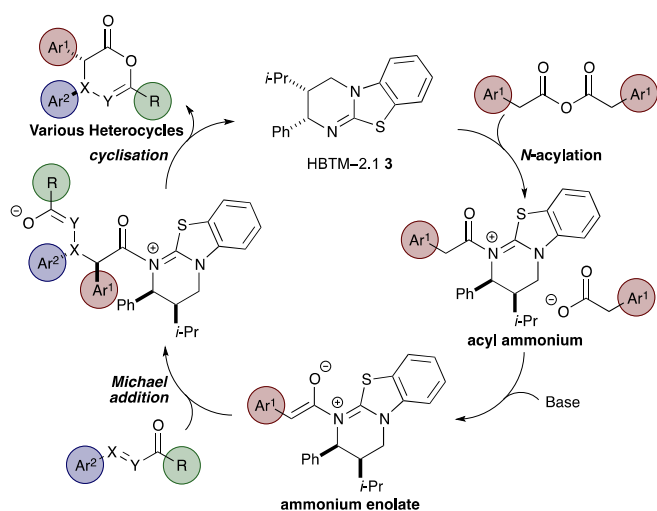


Figure 3. Proposed mechanism of asymmetric heterocycle formation.

Conclusions

In conclusion, 2-arylacetic anhydrides are convenient and readily prepared precursors for the formation of ammonium enolates in isothioureia-mediated Michael addition-lactonisation processes. *N*-aryl-*N*-aroyldiazenes, 4-aryl-trifluoromethylenones and α -keto- β,γ -unsaturated esters are reactive Michael acceptors in this process, with HBTM-2.1 (5 mol%) readily promoting heterocycle formation with high diastereo- and enantiocontrol (up to 95:5 dr, up to >99% ee). This protocol offers a useful and practical alternative to the *in situ* carboxylic acid activation method, in which by-product formation and the amount of sacrificial base used is minimised. Current research from this laboratory is directed toward developing alternative applications of isothiureas in asymmetric catalysis and expanding the synthetic utility of anhydrides as ammonium enolate precursors.

Experimental

General Information

Reactions involving moisture sensitive reagents were carried out under an argon atmosphere using standard vacuum line techniques in addition to freshly distilled solvents. All glassware used was flame dried and cooled under vacuum. Solvents (THF, CH_2Cl_2 , toluene, hexane and Et_2O) were obtained anhydrous and purified by an alumina column (Mbraun SPS-800). Petrol is defined as petroleum ether 40–60 °C. All other solvents and commercial reagents were used as supplied without further purification unless stated otherwise. Room temperature (rt) refers to 20–25 °C. Temperatures of 0 °C and -78 °C were obtained using ice/water and $\text{CO}_2(\text{s})/\text{acetone}$ baths respectively. Temperatures of 0 °C to -50 °C for overnight reactions were obtained using an immersion cooler (HAAKE EK 90). Reflux conditions were obtained using an oil bath equipped with a contact

thermometer. *In vacuo* refers to the use of a Büchi Rotavapor R-2000 rotary evaporator with a Vacubrand CVC₂ vacuum controller or a Heidolph Laborota 4001 rotary evaporator with a vacuum controller.

Analytical thin layer chromatography was performed on pre-coated aluminium plates (Kieselgel 60 F₂₅₄ silica). TLC visualisation was carried out with ultraviolet light (254 nm), followed by staining with a 1% aqueous KMnO_4 solution. Flash column chromatography was performed on Kieselgel 60 silica in the solvent system stated.

¹H and ¹³C nuclear magnetic resonance (NMR) spectra were acquired on either a Bruker Avance 300 (300 MHz, ¹H, 75 MHz ¹³C), Bruker Avance II 400 (400 MHz, ¹H, 100 MHz ¹³C) or a Bruker Avance II 400 (500 MHz, ¹H, 125 MHz ¹³C) spectrometer at ambient temperature in the deuterated solvent stated. All chemical shifts are quoted in parts per million (ppm) relative to the residual solvent as the internal standard. All coupling constants, *J*, are quoted in Hz. Multiplicities are indicated by: s (singlet), d (doublet), t (triplet), q (quartet), ABq (AB quartet), sept (septet), oct (octet), m (multiplet), dd (doublet of doublets), ddd (doublet of doublet of doublets), dt (doublet of triplets) and td (triplet of doublets). The abbreviation Ar is used to denote aromatic, br to denote broad and app. to denote apparent.

Infrared spectra (ν_{max}) were recorded on a Perkin-Elmer Spectrum GX FT-IR spectrometer using either thin films on NaCl plates or KBr discs. Only the characteristic peaks are quoted. Melting points were recorded on an Electrothermal apparatus and are uncorrected.

HPLC analyses were obtained on two separate machines; a Gilson HPLC consisting of a Gilson 305 pump, Gilson 306 pump, Gilson 811C dynamic mixer, Gilson 805 manometric module, Gilson 401C dilutor, Gilson 213XL sample injector and sample detection was performed with a Gilson 118 UV/vis detector while the temperature was assumed to be 20 °C; a Shimadzu HPLC consisting of a DGU-20A5 degasser, LC-20AT liquid chromatograph, SIL-20AHT autosampler, CMB-20A communications bus module, SPD-M20A diode array detector and a CTO-20A column oven which allowed the temperature to be set from 25–40 °C. Separation was achieved using Chiralcel OD-H and OJ-H columns or Chiralpak AD-H, AS-H, IA, IB, IC and ID columns.

Mass spectrometry (*m/z*) data were acquired by electrospray ionisation (ESI), electron impact (EI) or nanospray ionisation (NSI) either at the University of St Andrews or the EPSRC National Mass Spectrometry Service Centre, Swansea. At the University of St Andrews, low and high resolution ESI MS were carried out on a Micromass LCT spectrometer. At the EPSRC National Mass Spectrometry Service Centre, low resolution NSI MS was carried out on a Micromass Quattro II spectrometer and high resolution NSI MS on a Thermofisher LTQ Orbitrap XL spectrometer.

Optical rotations were measured on a Perkin Elmer Precisely/Model-341 polarimeter operating at the sodium D line with a 100 mm path cell.

General procedure A: Formation of anhydrides.

To a solution of carboxylic acid (1 equiv.) in toluene was added DCC (0.50-0.55 eq) and the solution was allowed to stir at rt for 15 minutes. The reaction mixture was filtered and the filtrate was concentrated in vacuo to give the crude reaction mixture.

General procedure B: Michael-lactonisations.

To a solution of anhydride (1.25 equiv.) in CH₂Cl₂ (~2 mL per 0.2 mmol of anhydride) was added either (±)-HBTM-2.1 or (2*S*,3*R*)-HBTM-2.1 (5 mol%) followed by Michael acceptor (1 equiv.) and DIPEA (1.25 equiv.) at -78 °C. The reaction mixture was stirred at -78 °C until complete by TLC and was subsequently quenched by addition of 1M HCl. Once warmed to rt, the reaction mixture was poured into water and extracted twice with CH₂Cl₂. The combined organics were washed with sat. aq. NaHCO₃, dried (MgSO₄), filtered and concentrated in vacuo to give the crude reaction mixture.

General Procedure C: Tandem Michael-lactonisation ring-opening (HBTM-2.1)

To a solution of anhydride (1.25 equiv.) in CH₂Cl₂ (~2 mL per 0.2 mmol of anhydride) was added either (±)-HBTM-2.1 or (2*S*,3*R*)-HBTM-2.1 (5 mol%) followed by Michael acceptor (1 equiv.) and DIPEA (1.25 equiv.) at -78 °C. The reaction mixture was stirred at the required temperature until complete by TLC then excess alcohol was added. This was stirred overnight at rt. The reaction mixture was quenched by addition of 1M HCl. Once warmed to rt, the reaction mixture was poured into water and extracted twice with CH₂Cl₂. The combined organics were washed with sat. aq. NaHCO₃, dried (MgSO₄), filtered and concentrated in vacuo to give the crude reaction mixture.

Starting Materials Used**Isothiourea Catalysts**

3,4-dihydro-2*H*-pyrimido[2,1-*b*]benzothiazole (DHPB) **35**, HBTM-2.1 (±) **3** and HBTM-2.1 (2*S*,3*R*) **3** were made according to literature procedures.^{11c}

Trifluoromethyl Enones

(*E*)-1,1,1-trifluoro-4-phenylbut-3-en-2-one **2**, (*E*)-4-(4-chlorophenyl)-1,1,1-trifluorobut-3-en-2-one **36**, (*E*)-1,1,1-trifluoro-4-(naphthalen-2-yl)but-3-en-2-one **37**, (*E*)-4-(4-methylphenyl)-1,1,1-trifluorobut-3-en-2-one **38**, (*E*)-4-(4-bromophenyl)-1,1,1-trifluorobut-3-en-2-one **39**, (*E*)-4-(4-methoxyphenyl)-1,1,1-trifluorobut-3-en-2-one **40** and (*E*)-1,1,1-trifluoro-4-(furan-2-yl)but-3-en-2-one **41** were made according to literature procedures.^{11c}

α-keto-β,γ-unsaturated esters used

methyl (3*E*)-2-oxo-4-phenylbut-3-enoate **42**, methyl (3*E*)-4-(4-nitrophenyl)-2-oxobut-3-enoate **43**, methyl (3*E*)-4-(4-methoxyphenyl)-2-oxobut-3-enoate **44** and methyl (3*E*)-4-(furan-2-yl)-2-oxobut-3-enoate **45** were made according to literature procedures.^{11a}

***N*-aryl-*N*-aroyldiazenes used**

(*E*)-*N*-(phenylimino)benzamide **46**, (*E*)-4-chloro-*N*-(phenylimino)benzamide **47**, (*E*)-4-nitro-*N*-(phenylimino)benzamide **48**, (*E*)-4-methyl-*N*-(phenylimino)benzamide **49** and (*E*)-4-methoxy-*N*-(phenylimino)benzamide **50** were made according to literature procedures.^{11c}

Preparation of anhydrides

2-phenylacetic anhydride 1. Following general procedure A, phenylacetic acid (1.00 g, 7.34 mmol), DCC (0.83 g, 4.04 mmol) and toluene (20 mL) gave anhydride **1** as a white solid (1.68 g, 90%); mp 68-70 °C; {lit.¹⁸ mp 72-72.5 °C}; δ_H (400 MHz, CDCl₃) 3.76 (4H, s, 2 CH₂), 7.23-7.25 (4H, m, Ar*H*), 7.32-7.38 (6H, m, Ar*H*). Spectroscopic data are in accordance with the literature.¹⁹

2-(*p*-tolyl)acetic anhydride 51. Following general procedure A, *p*-tolylacetic acid (1.00 g, 6.66 mmol), DCC (0.70 g, 3.40 mmol) and toluene (20 mL) gave anhydride **51** as a white solid (1.00 g, 53%); mp 47-49 °C; {lit.¹⁹ mp 56-57 °C}; δ_H (300 MHz, CDCl₃) 2.39 (6H, s, CH₃), 3.72 (4H, s, CH₂), 7.12-7.19 (8H, m, Ar*H*). Spectroscopic data are in accordance with the literature.²⁰

2-(4-fluorophenyl)acetic anhydride 52. Following general procedure A, 4-fluorophenylacetic acid (1.00 g, 6.49 mmol), DCC (0.74 g, 3.57 mmol) and toluene (20 mL) gave anhydride **52** as a white solid (1.48 g, 79%); mp 36-38 °C; ν_{max} (KBr) 3073, 2919 (C-H), 1821, 1750 (C=O), 1612, 1511; δ_H (400 MHz, CDCl₃) 3.70 (4H, s, 2CH₂), 6.99-7.04 (4H, m, 2Ar(3,5)*H*), 7.16-7.19 (4H, m, 2Ar(2,6)*H*); δ_C (100 MHz, CDCl₃) 41.3 (2CH₂), 115.8 (d, *J* 21.4, 2ArC(3,5)), 127.7 (d, *J* 3.1, 2ArC(1)), 131.1 (d, *J* 8.1, 2ArC(2,6)), 162.4 (d, *J* 245, 2ArC(4)), 166.8 (2C=O); δ_F (376 MHz, CDCl₃) -115.1 (Ar*F*); *m/z* (ES⁺) 313 ([M+Na]⁺, 100%); HRMS (ES⁺) C₁₆H₁₂F₂NaO₃⁺ ([M+Na]⁺) requires 313.0652; found 313.0655 (+1.0 ppm).

2-(*m*-tolyl)acetic anhydride 53. Following general procedure A, *m*-tolylacetic acid (1.00 g, 6.62 mmol), DCC (0.72 g, 3.50 mmol) and toluene (20 mL) gave anhydride **53** as a yellow oil (0.75 g, 80%); δ_H (300 MHz, CDCl₃) 2.27 (6H, s, CH₃), 3.54 (4H, s, 2CH₂), 6.99-7.02 (3H, m, Ar*H*), 7.12-7.18 (5H, m, Ar*H*). Spectroscopic data are in accordance with the literature.²⁰

2-(4-bromophenyl)acetic anhydride 54. Following general procedure A, 4-bromophenylacetic acid (1.00 g, 4.65 mmol), DCC (0.51 g, 2.46 mmol) and toluene (20 mL) gave anhydride **54** as a white solid (0.95 g, 98%); mp 76-78 °C;²¹ δ_H (300 MHz, CDCl₃) 3.61 (4H, s, 2CH₂), 6.98-7.02 (4H, m, 2Ar(3,5)*H*), 7.36-7.41 (4H, m, 2Ar(2,6)*H*). Spectroscopic data are in accordance with the literature.²²

2-(4-chlorophenyl)acetic anhydride 55. Following general procedure A, 4-chlorophenylacetic acid (1.00 g, 5.90 mmol), DCC (0.60 g, 2.90 mmol) and toluene (50 mL) gave anhydride **55** as a light yellow solid (0.96 g, quant.); mp 62–64 °C; ν_{\max} (KBr) 3482, 3038, 2908 (C-H), 1801 (C=O), 1753 (C=O), 1598, 1491, 1402, 1338, 1213, 752 (C-Cl); δ_{H} (500 MHz, CDCl₃) 3.70 (4H, s, 2CH₂), 7.13 (4H, d, *J* 8.5, 2Ar(3,5)*H*), 7.28–7.31 (4H, m, 2Ar(2,6)*H*); δ_{C} (100 MHz, CDCl₃) 41.5 (2CH₂), 129.1 (2ArC), 130.4 (2ArC(1)), 130.8 (2ArC), 133.9 (2ArC(4)), 166.5 (2C=O); *m/z* (ES⁺) 345 ([M+Na]⁺, 100%); HRMS (ES⁺) C₁₆H₁₂Cl₂NaO₃ ([M+Na]⁺) requires 345.0061; found 345.0055 (–1.8 ppm).

2-(4-methoxyphenyl)acetic anhydride 56. Following general procedure A, 4-methoxyphenylacetic acid (1.00 g, 6.00 mmol), DCC (0.62 g, 3.00 mmol) and toluene (25 mL) gave anhydride **56** as a white solid (0.95 g, quant.); mp 60–62 °C; ν_{\max} (KBr) 2837 (C-H), 1798 (C=O), 1736 (C=O), 1611, 1510, 1300, 1242 (C-O); δ_{H} (300 MHz, CDCl₃) 3.66 (4H, s, 2CH₂), 3.80 (6H, s, 2CH₃), 6.83–6.86 (4H, m, 2Ar(3,5)*H*), 7.10–7.13 (4H, m, 2Ar(2,6)*H*); δ_{C} (75 MHz, CDCl₃) 41.4 (2CH₂), 55.4 (2CH₃), 114.3 (2ArC(3,5)), 124.1 (2ArC(1)), 130.6 (2ArC(2,6)), 159.2 (2ArC(4)), 167.5 (2C=O); *m/z* (ES⁺) 337 ([M+Na]⁺, 100%); HRMS (ES⁺) C₁₈H₁₈NaO₅ ([M+Na]⁺) requires 337.1061; found 337.1052 (+2.8 ppm).

2-(naphthalen-2-yl)acetic anhydride 57. Following general procedure A, 2-naphthylacetic acid (1.00 g, 5.40 mmol), DCC (0.56 g, 2.70 mmol) and toluene (25 mL) gave anhydride **57** as a white solid (0.59 g, 61%); mp 104–108 °C; ν_{\max} (KBr) 3055, 2928 (C-H), 2116, 1809 (C=O), 1748 (C=O), 1601, 1508, 1325; δ_{H} (300 MHz, CDCl₃) 3.88 (4H, s, 2CH₂), 7.27 (2H, d, *J* 7.4, Ar*H*), 7.47–7.51 (4H, m, Ar*H*), 7.63 (2H, s, 2Ar(1)*H*), 7.70–7.73 (4H, m, Ar*H*), 7.80–7.83 (2H, m, Ar*H*); δ_{C} (75 MHz, CDCl₃) 42.4 (2CH₂), 126.2 (2ArC), 126.5 (2ArC), 127.1 (2ArC), 127.8 (2ArC), 127.8 (2ArC), 128.5 (2ArC), 128.6 (2ArC), 129.5 (4ry 2ArC), 132.7 (4ry 2ArC), 133.4 (4ry 2ArC), 167.0 (2C=O); *m/z* (CI⁺) 372 ([M+NH₄]⁺, 100%); HRMS (CI⁺) C₂₄H₂₂NO₃⁺ ([M+NH₄]⁺) requires 372.1594; found 372.1599 (+1.3 ppm).

2-(thiophen-3-yl)acetic anhydride 58. Following general procedure A, 3-thiophene acetic acid (1.00 g, 7.00 mmol), DCC (0.73 g, 3.50 mmol) and toluene (25 mL) gave anhydride **58** as a yellow solid (0.96 g, quant.); mp 40–42 °C; ν_{\max} (KBr) 3098, 2930 (C-H), 1811 (C=O), 1740 (C=O), 1539, 1412, 1330; δ_{H} (400 MHz, CDCl₃) 3.79 (4H, s, 2CH₂), 6.99 (2H, dd, *J* 5.0, 1.2, 2Ar(4)*H*), 7.15 (2H, dd, *J* 2.0, 1.0, 2Ar(2)*H*), 7.31 (2H, dd, *J* 5.0, 3.0, 2Ar(5)*H*); δ_{C} (75 MHz, CDCl₃) 36.7 (2CH₂), 123.9 (2ArC), 126.4 (2ArC), 128.4 (2ArC), 131.5 (2ArC(3)), 166.6 (2C=O); *m/z* (ES⁺) 289 ([M+Na]⁺, 50%); HRMS (ES⁺) C₁₂H₁₀NaO₃S₂ ([M+Na]⁺) requires 288.9969; found 288.9976 (+2.5 ppm).

Preparation of products (Table 2)

(3*R*,4*R*)-3,4-diphenyl-6-(trifluoromethyl)-3,4-dihydro-2*H*-pyran-2-one 5. Following general procedure B, anhydride **1** (63.5 mg, 0.25 mmol) in CH₂Cl₂ (2 mL), HBTM-2.1 (2*S*,3*R*)-**3** (3.09 mg, 0.01 mmol, 5 mol%), enone **2** (40.0 mg, 0.20 mmol) and DIPEA (43.5 μ L, 0.25 mmol) for 16 h at –78 °C gave crude lactone (3*R*,4*R*)-**5** (94:6 dr). Chromatographic purification (eluent Et₂O:petrol 3.5:96.5) gave lactone (3*R*,4*R*)-**5** (>99:1 dr) as a white solid (51.8 mg, 81%) with identical spectroscopic data as previously reported;^{11c} [α]_D²⁰ –219.2 (*c* 0.2, CH₂Cl₂); {lit.^{11c} [α]_D²⁰ –227.2 (*c* 0.25, CH₂Cl₂) for 99% *ee*}; Chiral HPLC Chiralpak AD-H (5% IPA:hexane, flow rate 1 mL min^{–1}, 211 nm, 20 °C) t_R(3*R*,4*R*): 10.9 min, t_R(3*S*,4*S*): 12.2 min, 98% *ee*.

(3*R*,4*R*)-4-phenyl-3-(*p*-tolyl)-6-(trifluoromethyl)-3,4-dihydro-2*H*-pyran-2-one 6. Following general procedure B, anhydride **51** (70.5 mg, 0.25 mmol) in CH₂Cl₂ (2 mL), HBTM-2.1 (2*S*,3*R*)-**3** (3.09 mg, 0.01 mmol, 5 mol%), enone **2** (40.0 mg, 0.20 mmol) and DIPEA (43.5 μ L, 0.25 mmol) for 16 h at –78 °C gave crude lactone (3*R*,4*R*)-**6** (95:5 dr). Chromatographic purification (eluent Et₂O:petrol 3:97) gave lactone (3*R*,4*R*)-**6** (>99:1 dr) as a white solid (51.8 mg, 81%) with identical spectroscopic data as previously reported;^{11c} Chiral HPLC Chiralpak AD-H (2% IPA:hexane, flow rate 1 mL min^{–1}, 211 nm, 20 °C) t_R(3*S*,4*S*): 14.0 min, t_R(3*R*,4*R*): 16.4 min, 99% *ee*.

(3*R*,4*R*)-3-(4-fluorophenyl)-4-phenyl-6-(trifluoromethyl)-3,4-dihydro-2*H*-pyran-2-one 7. Following general procedure B, anhydride **52** (72.5 mg, 0.25 mmol) in CH₂Cl₂ (2 mL), HBTM-2.1 (2*S*,3*R*)-**3** (3.09 mg, 0.01 mmol, 5 mol%), enone **2** (40.0 mg, 0.20 mmol) and DIPEA (43.5 μ L, 0.25 mmol) for 16 h at –78 °C gave crude lactone (3*R*,4*R*)-**7** (87:13 dr). Chromatographic purification (eluent Et₂O:petrol 5:95) gave lactone (3*R*,4*R*)-**7** (>99:1 dr) as a white solid (54.0 mg, 80%) with identical spectroscopic data as previously reported;^{11c} Chiral HPLC Chiralcel OD-H (10% IPA:hexane, flow rate 1 mL min^{–1}, 211 nm, 20 °C) t_R(3*R*,4*R*): 19.2 min, t_R(3*S*,4*S*): 39.4 min, >99% *ee*.

(2*R*,3*R*)-methyl 2-(4-chlorophenyl)-6,6,6-trifluoro-5-oxo-3-phenylhexanoate 8. Following general procedure C, anhydride **55** (80.8 mg, 0.25 mmol), enone **2** (40.0 mg, 0.20 mmol), HBTM-2.1 (2*S*,3*R*)-**3** (3.08 mg, 0.01 mmol, 5 mol%), DIPEA (43.5 μ L, 0.25 mmol) in CH₂Cl₂ (2 mL) for 16 h at –78 °C followed by methanol (2 mL) gave (2*R*,3*R*)-**8** (90:10 dr). Chromatographic purification (5% Et₂O:petrol eluent) gave pure product (2*R*,3*R*)-**8** (90:10 dr) as a white solid (50.7 mg, 66%); mp 68–70 °C; [α]_D²⁰ –102.2 (*c* 0.5, CH₂Cl₂); Chiral HPLC Chiralpak IA (10% IPA:Hexane, flow rate 0.5 mL min^{–1}, 211nm, 30 °C) t_R(2*S*,3*S*): 8.8 min, t_R(2*R*,3*R*): 9.5 min, 95% *ee*; ν_{\max} (KBr) 2955 (C-H), 1761 (C=O), 1730 (C=O), 1493, 1155, 1140 (C-F); Data for major diastereoisomer: δ_{H} (300MHz, CDCl₃) 3.13 (1H, dd, *J* 18.2, 3.7, C(4)*HH*), 3.32 (1H, dd, *J* 18.3, 9.1, C(4)*HH*), 3.69 (3H, s, CH₃) 3.85 (1H, d, *J* 10.8, C(2)*H*), 3.93 (1H, td, *J* 9.8, 4.1, C(3)*H*), 6.98–7.17

(9H, m, ArH); δ_C (100MHz, CDCl₃) 41.1 (C(4)), 43.4 (C(3)), 52.6 (CH₃) 56.5 (C(2)), 115.4 (q, *J* 290, CF₃) 127.4 (ArC), 128.1 (ArC), 128.7 (ArC), 128.7 (ArC), 129.9 (ArC), 133.6 (4ry ArC), 134.8 (4ry ArC), 139.2 (C(3)ArC(1)), 172.9 (C(1)=O), 189.1 (q, *J* 35.5, C(5)=O); δ_F (470 MHz, CDCl₃) -79.5 (CF₃); Selected data for minor diastereoisomer: δ_H (300MHz, CDCl₃) 2.70 (1H, dd, *J* 18.2, 3.4, C(4)HH), 2.92-3.02 (1H, m, C(4)HH); δ_C (100MHz, CDCl₃) 40.3 (C(4)), 43.3 (C(3)), 52.2 (CH₃), 56.9 (C(2)), 127.8 (ArC), 128.0 (ArC), 128.9 (ArC), 129.5 (ArC), 130.0 (ArC), 133.4 (4ry ArC), 134.5 (4ry ArC), 139.9 (C(3)ArC(1)), 172.0 (C(1)=O); δ_F (470 MHz, CDCl₃) -79.7 (CF₃); *m/z* (NSI⁺) 385 ([M+H]⁺, 82%); HRMS (NSI⁺) C₁₉H₁₇ClF₃O₃⁺ ([M+H]⁺) requires 385.0813; found 385.0818 (+1.3 ppm).

(2R,3R)-methyl 2-(4-bromophenyl)-6,6,6-trifluoro-5-oxo-3-phenylhexanoate 9. Following general procedure C, anhydride **54** (103 mg, 0.25 mmol), enone **2** (40.0 mg, 0.20 mmol), HBTM-2.1 (2*S*,3*R*)-**3** (3.08 mg, 0.01 mmol, 5 mol%), DIPEA (43.5 μ L, 0.25 mmol) in CH₂Cl₂ (2 mL) for 16 h at -78 °C followed by methanol (2 mL) gave (2*R*,3*R*)-**9** (90:10 dr). Chromatographic purification (10% EtOAc:petrol eluent) gave pure product (2*R*,3*R*)-**9** (90:10 dr) as a white solid (52 mg, 71%); mp 62-64 °C; [α]_D²⁰ -118.5 (*c* 0.15, CH₂Cl₂); Chiral HPLC chiralpak AD-H (5% IPA:hexane, flow rate 1 ml min⁻¹, 211 nm) *t*_R(2*S*,3*S*) 5.6 min, *t*_R(2*R*,3*R*) 6.8 min, 96% *ee*; *v*_{max}(KBr) 3065, 3030, 2956 (C-H), 1762 (C=O), 1734 (C=O), 1639, 1618 (C=C); Data for major diastereoisomer: δ_H (300 MHz, CDCl₃) 3.09-3.16 (1H, m, C(4)HH), 3.31 (1H, ddd, *J* 18.3, 9.2, 0.5, C(4)HH), 3.69 (3H, s, CH₃), 3.83 (1H, d, *J* 10.8, C(2)H), 3.92 (1H, td, *J* 10.4, 3.9, C(3)H), 6.96-7.00 (4H, m, ArH), 7.07-7.18 (3H, m, ArH), 7.26-7.29 (2H, m, ArH); δ_C (100 MHz, CDCl₃) 41.1 (C(4)), 43.4 (C(3)), 52.6 (CH₃), 56.5 (C(2)), 115.4 (q, *J* 290, CF₃), 121.7 (C(2)ArC(4)), 127.4 (C(3)ArC(4)), 128.0 (ArC), 128.7 (ArC), 130.2 (ArC), 131.7 (ArC), 135.3 (C(2)ArC(1)), 139.2 (C(3)ArC(1)), 172.8 (C(1)=O), 189.0 (q, *J* 35.5, C(5)=O); δ_F (282 MHz, CDCl₃) -80.0 (CF₃); Selected data for minor diastereoisomer: δ_H (300 MHz, CDCl₃) 2.66-2.73 (1H, m, C(4)HH), 2.97 (1H, ddd, *J* 18.2, 10.0, 0.5, C(4)HH); δ_C (100 MHz, CDCl₃) 40.6 (C(4)), 43.2 (C(3)), 52.3 (CH₃), 56.9 (C(2)), 121.3 (C(2)ArC(4)), 128.8 (ArC), 130.4 (ArC), 131.1 (ArC), 131.8 (ArC), 132.4 (ArC), 135.0 (C(2)ArC(1)), 139.9 (C(2)ArC(1)), 172.0 (C(1)=O); δ_F (282 MHz, CDCl₃) -80.2 (CF₃); *m/z* (NSI⁺) 429 ([M+H]⁺, 20%); HRMS (NSI⁺) C₁₉H₁₇⁷⁹BrF₃O₃⁺ ([M+H]⁺) requires 429.0308; found 429.0311 (+0.8 ppm).

(2R,3R)-methyl 6,6,6-trifluoro-2-(4-methoxyphenyl)-5-oxo-3-phenylhexanoate 10. Following general procedure C, anhydride **56** (78.5 mg, 0.25 mmol), enone **2** (40.0 mg, 0.20 mmol), HBTM-2.1 (2*S*,3*R*)-**3** (3.08 mg, 0.01 mmol, 5 mol%), DIPEA (43.5 μ L, 0.25 mmol) in CH₂Cl₂ (2 mL) for 16 h at -78 °C followed by methanol (2 mL) gave (2*R*,3*R*)-**10** (97:3 dr). Chromatographic purification (5% Et₂O:petrol eluent) gave pure product (2*R*,3*R*)-**10** (97:3 dr) as a white solid (44.5 mg, 59%); mp 86-90 °C; [α]_D²⁰ -125.2 (*c* 0.5, CH₂Cl₂); Chiral

HPLC Chiralpak IA (5% IPA:Hexane, flow rate 1 mL min⁻¹, 211nm, 30 °C) *t*_R(2*S*,3*S*): 5.7 min, *t*_R(2*R*,3*R*): 6.5 min, 99% *ee*; *v*_{max} (KBr) 2949 (C-H), 1761 (C=O), 1730 (C=O), 1514, 1433, 1254, 1161, 1136 (C-F); Data for major diastereoisomer: δ_H (300 MHz, CDCl₃) 3.13 (1H, dd, *J* 18.2, 3.8, C(4)HH), 3.33 (1H, dd, *J* 18.2, 9.4, C(4)HH), 3.68 (3H, s, CH₃), 3.71 (3H, s, CH₃) 3.80-3.95 (2H, m, C(2)H and C(3)H), 6.67-6.70 (2H, m, C(2)Ar(3,5)H), 6.99-7.04 (4H, m, ArH), 7.08-7.17 (3H, m, ArH); δ_C (75 MHz, CDCl₃) 40.9 (C(4)), 43.6 (C(3)), 52.4 (CH₃) 55.4 (CH₃), 56.3 (C(2)), 114.0 (C(2)ArC(3,5)), 127.2 (C(3)ArC(4)), 128.1 (ArC), 128.3 (C(2)ArC(1)), 128.5 (ArC), 129.6 (ArC), 139.7 (C(3)ArC(1)), 159.0 (C(2)ArC(4)), 173.5 (C(1)=O), 189.3 (q, *J* 35.5, C(5)=O); δ_F (470 MHz, CDCl₃) -79.5 (CF₃); Selected data for minor diastereoisomer: δ_H (300 MHz, CDCl₃) 2.72 (1H, dd, *J* 18.2, 3.5, C(4)HH), 2.95 (1H, dd, *J* 18.1, 10.1, C(4)HH); δ_C (75MHz, CDCl₃) 40.6 (C(4)), 43.3 (C(3)), 52.0 (CH₃), 55.5 (CH₃), 56.8 (C(2)), 114.7 (C(2)ArC(3,5)), 128.1 (ArC), 128.8 (ArC), 129.7 (ArC); δ_F (470 MHz, CDCl₃) -79.7 (CF₃); *m/z* (NSI⁺) 381 ([M+H]⁺, 75%); HRMS (NSI⁺) C₂₀H₂₀F₃O₄⁺ ([M+H]⁺) requires 381.1308; found 381.1312 (+1.0 ppm).

(2R,3R)-methyl 6,6,6-trifluoro-5-oxo-3-phenyl-2-(*m*-tolyl)hexanoate 11. Following general procedure C, anhydride **53** (71.0 mg, 0.25 mmol), enone **2** (40.0 mg, 0.20 mmol), HBTM-2.1 (2*S*,3*R*)-**3** (3.80 mg, 0.01 mmol, 5 mol%), DIPEA (43.5 μ L, 0.25 mmol) in CH₂Cl₂ (2 mL) for 16 h at -78 °C followed by methanol (2 mL) gave (2*R*,3*R*)-**11** (93:7 dr). Chromatographic purification (5% Et₂O:petrol eluent) gave pure product (2*R*,3*R*)-**11** (93:7 dr) as a white solid (51.7 mg, 71%) with identical spectroscopic data as previously reported;^{11c} Chiral HPLC chiralpak AD-H (5% IPA:hexane, flow rate 1 ml min⁻¹, 211 nm) *t*_R(2*S*,3*S*) 4.4 min, *t*_R(2*R*,3*R*) 5.1 min, 98% *ee*.

(2R,3R)-methyl 6,6,6-trifluoro-2-(naphthalen-2-yl)-5-oxo-3-phenylhexanoate 12. Following general procedure C, anhydride **57** (88.5 mg, 0.25 mmol), enone **2** (40.0 mg, 0.20 mmol), HBTM-2.1 (2*S*,3*R*)-**3** (3.08 mg, 0.01 mmol, 5 mol%), DIPEA (43.5 μ L, 0.25 mmol) in CH₂Cl₂ (2 mL) for 16 h at -78 °C followed by methanol (2 mL) gave crude product (2*R*,3*R*)-**12** (94:6 dr). Chromatographic purification (5% Et₂O:petrol eluent) gave (2*R*,3*R*)-**12** (94:6 dr) as a white solid (57.1 mg, 71%); mp 112-114 °C; [α]_D²⁰ -183.7 (*c* 0.3, CH₂Cl₂); Chiral HPLC Chiralpak AS-H (1% IPA:Hexane, flow rate 1 mL min⁻¹, 220nm, 30 °C) *t*_R(2*S*,3*S*): 7.3 min, *t*_R(2*R*,3*R*): 9.2 min, >99% *ee*; *v*_{max}(KBr) 2953, 1759 (C=O), 1730 (C=O), 1433, 1283, 1151, 1136 (C-F); Data for major diastereoisomer: δ_H (300MHz, CDCl₃) 3.17-3.24 (1H, m, C(4)HH), 3.36-3.45 (1H, m, C(4)HH), 3.69 (3H, s, CH₃), 4.04-4.14 (2H, m, C(2)H and C(3)H), 7.01-7.12 (5H, m, ArH), 7.26 (1H, dd, *J* 8.5, 1.9, ArH), 7.40-7.45 (2H, m, ArH), 7.58 (1H, d, *J* 1.7, ArH), 7.65-7.74 (3H, m, ArH); δ_C (100MHz, CDCl₃) 41.0 (C(4)), 43.4 (C(3)), 52.5 (CH₃), 57.1 (C(2)), 115.3 (q, *J* 290, CF₃), 126.2 (ArC), 126.2 (ArC), 126.3 (ArC), 127.2 (ArC), 127.7 (ArC), 127.8 (ArC), 127.9 (ArC),

128.1 (*ArC*), 128.3 (*ArC*), 128.6 (*ArC*), 132.7 (4ry *ArC*), 133.3 (4ry *ArC*), 133.7 (4ry *ArC*), 139.4 (C(3)*ArC*(1)), 173.2 (C(1)=O), 189.3 (q, *J* 35.4, C(5)=O); δ_F (282 MHz, CDCl₃) -80.0 (CF₃); Selected data for minor diastereoisomer: δ_H (300MHz, CDCl₃) 2.68-2.75 (1H, m, C(4)*HH*), 2.97-3.06 (1H, m, C(4)*HH*); δ_C (100MHz, CDCl₃) 40.6 (C(4)), 43.2 (C(3)), 52.4 (CH₃), 57.7 (C(2)), 172.3 (C(1)=O); δ_F (282 MHz, CDCl₃) -80.2 (CF₃); *m/z* (NSI⁺) 418 ([M+NH₄]⁺, 65%); HRMS (NSI⁺) C₂₃H₂₃F₃NO₃⁺ ([M+NH₄]⁺) requires 418.1625; found 418.1626 (+0.3 ppm).

(2*R*,3*R*)-methyl 6,6,6-trifluoro-5-oxo-3-phenyl-2-(thiophen-3-yl)-hexanoate 13. Following general procedure C, anhydride **58** (66.5 mg, 0.25 mmol), enone **2** (40.0 mg, 0.20 mmol), HBTM-2.1 (2*S*,3*R*)-**3** (3.08 mg, 0.01 mmol, 5 mol%), DIPEA (43.5 μ L, 0.25 mmol) in CH₂Cl₂ (2 mL) for 16 h at -78 °C followed by methanol (2 mL) gave crude product (2*R*,3*R*)-**13** (78:22 dr). Chromatographic purification (5% Et₂O:petrol eluent) gave (2*R*,3*R*)-**13** (78:22 dr) as a white solid (57.5 mg, 81%); mp 82-85 °C; $[\alpha]_D^{20}$ -54.0 (*c* 0.3, CH₂Cl₂); Chiral HPLC Chiralpak AD-H (5% IPA:Hexane, flow rate 1 mL min⁻¹, 211nm) *t*_R(2*S*,3*S*): 5.2 min, *t*_R(2*R*,3*R*): 5.9 min, >99% *ee*; v_{max} (KBr) 1761 (C=O), 1730 (C=O), 1595, 1433, 1287, 1246, 1194 (C-F); Data for major diastereoisomer: δ_H (400MHz, CDCl₃) 3.13 (1H, dd, *J* 18.4, 4.2, C(4)*HH*), 3.35 (1H, dd, *J* 18.4, 9.5, C(4)*HH*), 3.70 (3H, s, CH₃), 3.89 (1H, td, *J* 9.6, 4.2, C(3)*H*), 4.02-4.05 (1H, m, C(2)*H*), 6.86 (1H, dd, *J* 5.0, 1.2, *ArH*), 6.94 (1H, dd, *J* 2.9, 1.1, *ArH*), 7.03-7.05 (2H, m, *ArH*), 7.13-7.21 (4H, m, *ArH*); δ_C (75MHz, CDCl₃) 40.3 (C(4)), 43.6 (C(3)), 52.4 (CH₃), 52.6, (C(2)), 115.4 (q, *J* 290, CF₃), 123.3 (*ArC*), 125.8 (*ArC*), 127.4 (*ArC*), 127.4 (*ArC*), 127.9 (*ArC*), 128.6 (*ArC*), 136.2 (C(2)*ArC*(1)), 139.7 (C(3)*ArC*(1)), 172.9 (C(1)=O), 189.3 (q, *J* 35.3, C(5)=O); δ_F (470 MHz, CDCl₃) -79.5 (CF₃); Selected data for minor diastereoisomer: δ_H (400MHz, CDCl₃) 2.83 (1H, dd, *J* 18.3, 3.8, C(4)*HH*), 2.99 (1H, dd, *J* 18.4, 9.5, C(4)*HH*); δ_C (75MHz, CDCl₃) 40.5 (C(4)), 43.6 (C(3)), 52.1 (CH₃), 53.0 (C(2)), 124.0 (*ArC*), 127.0 (*ArC*), 127.2 (*ArC*), 127.7 (*ArC*), 128.0 (*ArC*), 128.8 (*ArC*), 136.4 (C(2)*ArC*(1)), 140.2 (C(3)*ArC*(1)), 172.1 (C(1)=O); δ_F (470 MHz, CDCl₃) -79.6 (CF₃); *m/z* (APCI⁺) 374 ([M+NH₄]⁺, 73%); HRMS (APCI⁺) C₁₇H₁₉F₃NO₃⁺ ([M+NH₄]⁺) requires 374.1032; found 374.1036 (+1.0 ppm).

Preparation of products (Table 3)

(2*R*,3*R*)-methyl 6,6,6-trifluoro-5-oxo-2,3-diphenylhexanoate 4. Following general procedure C, anhydride **1** (63.5 mg, 0.25 mmol), enone **2** (40.0 mg, 0.20 mmol), HBTM-2.1 (2*S*,3*R*)-**3** (3.09 mg, 0.01 mmol, 5 mol%) and DIPEA (43.5 μ L, 0.25 mmol) in CH₂Cl₂ (2 mL) for 16 h at -78 °C followed by methanol (2 mL) gave crude product (2*R*,3*R*)-**5** (90:10 dr). Chromatographic purification (5% Et₂O:petrol eluent) gave (2*R*,3*R*)-**5** (90:10 dr) as a white solid (54.0 mg, 78%); mp 62-64 °C; $[\alpha]_D^{20}$ -90.4 (*c* 0.45, CH₂Cl₂); Chiral HPLC Chiralpak AD-H (5% IPA:hexane, flow rate 1 mL min⁻¹, 211 nm, 20 °C) *t*_R(2*S*,3*S*) 4.7 min, *t*_R(2*R*,3*R*) 5.4 min, 99% *ee*; v_{max} (KBr) 3030, 2956 (C-H), 1762 (C=O), 1734 (C=O), 1601 (C=C); Data for major diastereoisomer: δ_H (300 MHz, CDCl₃) 3.16 (1H, ddd, *J* 18.3, 3.8, 0.4, C(4)*HH*), 3.36 (1H, ddd, *J* 18.3, 9.4, 0.5, C(4)*HH*), 3.69 (3H, s, CH₃), 3.87 (1H, d, *J* 10.5, C(2)*H*), 3.96 (1H, td, *J* 10.1, 4.0, C(3)*H*), 6.99-7.03 (2H, m, *ArH*), 7.07-7.17 (8H, m, *ArH*); δ_C (100 MHz, CDCl₃) 40.9 (C(4)), 43.6 (C(3)), 52.4 (CH₃), 57.1 (C(2)), 115.4 (q, *J* 290, CF₃), 127.2 (*ArC*),

127.6 (*ArC*), 128.1 (*ArC*), 128.5 (*ArC*), 128.5 (*ArC*), 128.6 (*ArC*), 136.2 (C(2)*ArC*(1)), 139.6 (C(3)*ArC*(1)), 173.2 (C(1)=O), 189.3 (q, *J* 35.5 C(5)=O); δ_F (470 MHz, CDCl₃) -79.5 (CF₃); Selected data for minor diastereoisomer: δ_H (300 MHz, CDCl₃) 2.07 (1H, ddd, *J* 18.4, 3.6, 0.3, C(4)*HH*), 2.91-3.01 (1H, m, C(4)*HH*); δ_C (100 MHz, CDCl₃) 40.6 (C(4)), 43.6 (C(3)), 52.1 (CH₃), 57.6 (C(2)), 128.7 (*ArC*), 128.8 (*ArC*), 129.3 (*ArC*), 136.1 (C(2)*ArC*(1)), 140.4 (C(3)*ArC*(1)), 172.4 (C(1)=O); δ_F (470 MHz, CDCl₃) -79.7 (CF₃); *m/z* (NSI⁺) 350 ([M+H]⁺, 100%); HRMS (NSI⁺) C₁₉H₁₈O₃F₃⁺ ([M+H]⁺) requires 351.1203; found 351.1206 (+1.0 ppm).

(2*R*,3*R*)-ethyl 6,6,6-trifluoro-5-oxo-2,3-diphenylhexanoate 14. Following general procedure C, anhydride **1** (63.5 mg, 0.25 mmol), enone **2** (40.0 mg, 0.20 mmol), HBTM-2.1 (2*S*,3*R*)-**3** (3.08 mg, 0.01 mmol, 5 mol%) and DIPEA (43.5 μ L, 0.25 mmol) in CH₂Cl₂ (2 mL) for 16 h at -78 °C followed by ethanol (2 mL) gave crude product (2*R*,3*R*)-**14** (85:15 dr). Chromatographic purification (5% Et₂O:petrol eluent) gave (2*R*,3*R*)-**14** (85:15 dr) as a white solid (60.9 mg, 84%); mp 60-62 °C; $[\alpha]_D^{20}$ -77.2 (*c* 0.5, CH₂Cl₂); Chiral HPLC Chiralpak OJ-H (1% IPA:Hexane, flow rate 1 mL min⁻¹, 211nm) *t*_R(2*R*,3*R*): 6.9 min, *t*_R(2*S*,3*S*): 10.2 min, 99% *ee*; v_{max} (KBr) 2943 (C-H), 1761 (C=O), 1724 (C=O), 1454, 1136 (C-F); Data for major diastereoisomer: δ_H (400 MHz, CDCl₃) 1.21 (3H, t, *J* 7.1, CH₃), 3.17 (1H, dd, *J* 18.3, 3.7, C(4)*HH*), 3.38 (1H, dd, *J* 18.1, 9.8, C(4)*HH*), 3.86 (1H, d, *J* 10.5, C(2)*H*), 3.96 (1H, td, *J* 10.2, 3.7, C(3)*H*), 4.08-4.23 (2H, m, CH₂CH₃), 7.02-7.04 (2H, m, *ArH*), 7.06-7.18 (8H, m, *ArH*); δ_C (100 MHz, CDCl₃) 14.1 (CH₃), 40.8 (C(4)), 43.6 (C(3)), 57.8 (C(2)), 61.4 (CH₂CH₃), 115.4 (q, *J* 290, CF₃), 127.2 (*ArC*), 127.6 (*ArC*), 128.1 (*ArC*), 128.5 (*ArC*), 128.5 (*ArC*), 136.4 (C(2)*ArC*(1)), 139.7 (C(3)*ArC*(1)), 172.7 (C(1)=O), 189.3 (q, *J* 35.4, C(5)=O); δ_F (470 MHz, CDCl₃) -79.5 (CF₃); Selected data for minor diastereoisomer: δ_H (400 MHz, CDCl₃) 0.91 (3H, t, *J* 7.1, CH₃), 2.70 (1H, dd, *J* 18.3, 3.5, C(4)*HH*), 2.97 (1H, dd, *J* 18.2, 10.2, C(4)*HH*); δ_C (100 MHz, CDCl₃) 13.9 (CH₃), 40.7 (C(4)), 43.4 (C(3)), 57.8 (C(2)), 60.9 (CH₂CH₃), 127.6 (*ArC*), 128.2 (*ArC*), 128.7 (*ArC*), 128.7 (*ArC*), 129.2 (*ArC*), 136.2 (C(2)*ArC*(1)), 140.4 (C(3)*ArC*(1)), 171.8 (C(1)=O); δ_F (470 MHz, CDCl₃) -79.7 (CF₃); *m/z* (NSI⁺) 365 ([M+H]⁺, 95%); HRMS (NSI⁺) C₂₀H₂₀F₃O₃⁺ ([M+H]⁺) requires 365.1359; found 365.1364 (+1.4 ppm).

(2*R*,3*R*)-allyl 6,6,6-trifluoro-5-oxo-2,3-diphenylhexanoate 15. Following general procedure C, anhydride **1** (63.5 mg, 0.25 mmol), enone **2** (40.0 mg, 0.20 mmol), HBTM-2.1 (2*S*,3*R*)-**3** (3.08 mg, 0.01 mmol, 5 mol%) and DIPEA (43.5 μ L, 0.25 mmol) in CH₂Cl₂ (2 mL) for 16 h at -78 °C followed by allyl alcohol (2 mL) gave crude product (2*R*,3*R*)-**15** (88:12 dr). Chromatographic purification (5% Et₂O:petrol eluent) gave (2*R*,3*R*)-**15** (88:12 dr) as a white solid (30.8 mg, 42%); mp 44-46 °C; $[\alpha]_D^{20}$ -85.6 (*c* 0.5, CH₂Cl₂); Chiral HPLC Chiralpak AD-H (5% IPA:Hexane, flow rate 0.5 mL min⁻¹, 211nm) *t*_R(2*S*,3*S*): 10.1 min, *t*_R(2*R*,3*R*): 11.0 min, 97% *ee*; v_{max} (KBr) 3444, 3032, 2943 (C-H), 1767 (C=O), 1733 (C=O), 1456, 1152 (C-F); Data for major diastereoisomer: δ_H (400MHz, CDCl₃) 3.16 (1H, dd, *J* 18.3, 3.5, C(4)*HH*), 3.33-3.40 (1H, m, C(4)*HH*), 3.89 (1H, d, *J* 10.5, C(2)*H*), 3.93-3.97 (1H, m, C(3)*H*), 4.54-4.65 (2H, m, allyl *CHH* and allyl *CHH*), 5.17-5.23 (2H, m, *CH=CHH* and *CH=CHH*), 5.79-5.88 (1H, m, *CH=CH₂*), 7.01-7.03 (2H, m, *ArH*), 7.06-7.18 (8H, m, *ArH*); δ_C (75MHz, CDCl₃) 40.8 (C(4)), 43.6 (C(3)), 57.2 (C(2)), 65.9 (allyl CH₂), 118.9 (CH=CH₂), 127.2 (*ArC*), 127.7 (*ArC*), 128.1 (*ArC*), 128.5

(ArC), 128.6 (ArC), 128.6 (ArC), 131.7 (CH=CH₂), 136.2 (C(2)ArC(1)), 139.6 (C(3)ArC(1)), 172.4 (C(1)=O), 189.2 (q, *J* 35.3, C(5)=O); δ_F (282 MHz, CDCl₃) -80.0 (CF₃); Selected data for minor diastereoisomer: δ_H (400MHz, CDCl₃) 2.70 (1H, dd, *J* 18.2, 3.4, C(4)HH), 2.93-3.00 (1H, m, C(4)HH), 4.22-4.36 (2H, m, allyl CHH and allyl CHH), 4.90-5.02 (2H, m, CH=CHH and CH=CHH), 5.52 (1H, ddt, *J* 17.2, 10.5, 5.6, CH=CH₂); δ_C (75MHz, CDCl₃) 40.6 (C(4)), 43.4 (C(3)), 57.8 (C(2)), 65.5 (Allyl CH₂), 118.1 (CH=CH₂), 128.2 (ArC), 128.7 (ArC), 128.8 (ArC), 129.3 (ArC), 140.3 (C(3)ArC(1)), 171.6 (C(1)=O); δ_F (282 MHz, CDCl₃) -80.2 (CF₃); *m/z* (NSI⁺) 377 ([M+H]⁺, 75%); HRMS (NSI⁺) C₂₁H₂₀F₃O₃⁺ ([M+H]⁺) requires 377.1359; found 377.1363 (+1.0 ppm).

(3R,4R)-4-(4-chlorophenyl)-3-phenyl-6-(trifluoromethyl)-3,4-dihydro-2H-pyran-2-one 16. Following general procedure B, anhydride **1** (63.5 mg, 0.25 mmol) in CH₂Cl₂ (2 mL), HBTM-2.1 (2*S*,3*R*)-**3** (3.09 mg, 0.01 mmol, 5 mol%), enone **36** (46.9 mg, 0.20 mmol) and DIPEA (43.5 μL, 0.25 mmol) for 16 h at -78 °C gave crude lactone (3*R*,4*R*)-**16** (85:15 dr). Chromatographic purification (eluent Et₂O:petrol 5:95) gave lactone (3*R*,4*R*)-**16** (>99:1 dr) as a white solid (59.8 mg, 85%) with identical spectroscopic data as previously reported,^{11c} Chiral HPLC Chiralpak AD-H (2% IPA:hexane, flow rate 2 mL min⁻¹, 211 nm, 20 °C) t_R(3*R*,4*R*): 10.2 min, t_R(3*S*,4*S*): 30.3 min, >99% *ee*.

(2R,3R)-methyl 6,6,6-trifluoro-3-(4-methoxyphenyl)-5-oxo-2-phenylhexanoate 17. Following general procedure C, anhydride **1** (63.5 mg, 0.25 mmol), enone **40** (46.0 mg, 0.20 mmol), HBTM-2.1 (2*S*,3*R*)-**3** (3.08 mg, 0.01 mmol, 5 mol%) and DIPEA (43.5 μL, 0.25 mmol) for 16 h at -78 °C in CH₂Cl₂ (2 mL), followed by methanol (2 mL) gave crude product (2*R*,3*R*)-**17** (95:5 dr). Chromatographic purification (5% Et₂O:petrol eluent) gave (2*R*,3*R*)-**17** (95:5 dr) as a colourless oil (70.5 mg, 93%); [α]_D²⁰ -38.7 (c 0.6, CH₂Cl₂); Chiral HPLC Chiralpak AD-H (1% IPA:Hexane, flow rate 1 mL min⁻¹, 211 nm) t_R(2*S*,3*S*): 12.0 min, t_R(2*R*,3*R*): 16.4 min, 98% *ee*; v_{max} (KBr) 2955 (C-H), 1765 (C=O), 1730 (C=O), 1514, 1144 (C-F), 829; Data for major diastereoisomer: δ_H (500MHz, CDCl₃) 3.12 (1H, dd, *J* 18.2, 3.7, C(4)HH), 3.32 (1H, dd, *J* 18.2, 9.8, C(4)HH), 3.68 (3H, s CH₃), 3.69 (3H, s CH₃), 3.84 (1H, d, *J* 10.4, C(2)H), 3.92 (1H, td, *J* 10.1, 3.7, C(3)H), 6.65-6.67 (2H, m, C(3)Ar(3,5)H), 6.92-6.94 (2H, m, C(3)Ar(2,6)H), 7.11-7.19 (5H, m, ArH); δ_C (125MHz, CDCl₃) 41.0 (C(4)), 42.8 (C(3)), 52.4 (CH₃), 55.2 (CH₃), 57.2 (C(2)), 113.8 (C(3)ArC(3,5)), 115.4 (q, *J* 29.1, CF₃), 127.6 (C(2)ArC(4)), 128.5 (ArC), 128.6 (ArC), 129.1 (ArC), 131.5 (C(3)ArC(1)), 136.3 (C(2)ArC(1)), 158.5 (C(3)ArC(4)), 173.3 (C(1)=O), 189.3 (q, *J* 35.1, C(5)=O); δ_F (470 MHz, CDCl₃) -79.5 (CF₃); Selected data for minor diastereoisomer: δ_H (500MHz, CDCl₃) 2.65-2.69 (1H, m, C(4)HH), 2.89-2.95 (1H, m, C(4)HH), 6.85 (2H, d, *J* 8.7, C(3)Ar(3,5)H); δ_C (125MHz, CDCl₃) 40.7 (C(4)), 42.5 (C(3)), 52.1 (CH₃), 55.2 (CH₃), 57.8 (C(2)), 128.6 (ArC), 129.3 (ArC), 129.5 (ArC); δ_F (470 MHz, CDCl₃) -79.7 (CF₃); *m/z* (NSI⁺) 381 ([M+H]⁺, 25%); HRMS (NSI⁺) C₂₀H₂₀F₃O₄⁺ ([M+H]⁺) requires 381.1308; found 381.1314 (+1.5 ppm).

(2R,3R)-methyl 6,6,6-trifluoro-5-oxo-2-phenyl-3-(p-tolyl)hexanoate 18. Following general procedure C, anhydride **1** (63.5 mg, 0.25 mmol), enone **38** (43.0 mg, 0.20 mmol), HBTM-2.1 (2*S*,3*R*)-**3** (3.80 mg, 0.01 mmol, 5 mol%), DIPEA (43.5 μL, 0.25 mmol) in CH₂Cl₂ (2 mL) for 16 h at -78 °C followed by methanol (2 mL) gave crude product (2*R*,3*R*)-**18**

(93:7 dr). Chromatographic purification (10% EtOAc:petrol eluent) gave (2*R*,3*R*)-**18** (93:7 dr) as a colourless oil (41.0 mg, 56%); [α]_D²⁰ -105.6 (c 0.10, CH₂Cl₂); Chiral HPLC chiralpak AD-H (5% IPA:hexane, flow rate 1 mL min⁻¹, 211 nm) t_R(2*S*,3*S*) 4.9 min, t_R(2*R*,3*R*) 5.3 min, 98% *ee*; v_{max} (KBr) 3030, 2952 (C-H), 1760 (C=O), 1723 (C=O), 1616 (C=C); Data for major diastereoisomer: δ_H (300 MHz, CDCl₃) 2.21 (3H, s, ArCH₃), 3.14 (1H, dd, *J* 18.3, 3.4, C(4)HH), 3.35 (1H, dd, *J* 18.2, 9.2, C(4)HH), 3.68 (3H, s, OCH₃), 3.88 (1H, d, *J* 10.3, C(2)H), 3.94 (1H, td, *J* 9.8, 3.8, C(3)H), 6.89-6.96 (4H, m, ArH), 7.11-7.20 (5H, m, ArH); δ_C (100 MHz, CDCl₃) 21.1 (ArCH₃), 40.9 (C(4)), 43.0 (C(3)), 52.4 (OCH₃), 57.1 (C(2)), 115.4 (q, *J* 29.0, CF₃), 127.6 (ArC), 127.9 (ArC), 128.5 (ArC), 128.6 (ArC), 129.2 (ArC), 136.4 (4ry ArC), 136.5 (4ry ArC), 136.7 (4ry ArC), 173.3 (C(1)=O), 189.3 (q, *J* 35.2, C(5)=O); δ_F (470 MHz, CDCl₃) -79.5 (CF₃); Selected data for minor diastereoisomer: δ_H (300 MHz, CDCl₃) 2.32 (3H, s, ArCH₃), 2.69 (1H, dd, *J* 18.1, 3.5, C(4)HH), 2.90-2.99 (1H, m, C(4)HH); δ_C (100 MHz, CDCl₃) 21.2 (ArCH₃), 40.6 (C(4)), 42.8 (C(3)), 52.2 (OCH₃), 57.7 (C(2)), 128.6 (ArC), 129.3 (ArC), 129.4 (ArC), 129.5 (ArC); δ_F (470 MHz, CDCl₃) -79.7 (CF₃); *m/z* (NSI⁺) 365 ([M+H]⁺, 30%); HRMS (NSI⁺) C₂₀H₂₀F₃O₃⁺ ([M+H]⁺) requires 365.1359; found 365.1367 (+2.2 ppm).

(3R,4R)-4-(naphthalen-2-yl)-3-phenyl-6-(trifluoromethyl)-3,4-dihydro-2H-pyran-2-one 19. Following general procedure B, anhydride **1** (63.5 mg, 0.25 mmol) in CH₂Cl₂ (2 mL), HBTM-2.1 (2*S*,3*R*)-**3** (3.09 mg, 0.01 mmol, 5 mol%), enone **37** (50.0 mg, 0.20 mmol) and DIPEA (43.5 μL, 0.25 mmol) for 16 h at -78 °C gave crude lactone (3*R*,4*R*)-**19** (89:11 dr). Chromatographic purification (eluent Et₂O:petrol 5:95) gave lactone (3*R*,4*R*)-**19** (>99:1 dr) as a white solid (63.0 mg, 86%) with identical spectroscopic data as previously reported,^{11c} Chiral HPLC Chiralpak AD-H (2% IPA:hexane, flow rate 2 mL min⁻¹, 211 nm, 20 °C) t_R(3*R*,4*R*): 11.1 min, t_R(3*S*,4*S*): 26.8 min, 99% *ee*.

(2R,3R)-methyl 6,6,6-trifluoro-3-(furan-2-yl)-5-oxo-2-phenylhexanoate 20. Following general procedure C, anhydride **1** (63.5 mg, 0.25 mmol), enone **41** (38.0 mg, 0.20 mmol), HBTM-2.1 (2*S*,3*R*)-**3** (3.08 mg, 0.01 mmol, 5 mol%) and DIPEA (43.5 μL, 0.25 mmol) in CH₂Cl₂ (2 mL) for 16 h at -78 °C followed by methanol (2 mL) gave crude product (2*R*,3*R*)-**20** (88:12 dr). Chromatographic purification (5% Et₂O:petrol eluent) gave (2*R*,3*R*)-**20** (88:12 dr) as a white solid (55.8 mg, 81%); mp 48-50°C; [α]_D²⁰ -89.8 (c 0.57, CH₂Cl₂); Chiral HPLC Chiralpak OJ-H (1% IPA:Hexane, flow rate 1 mL min⁻¹, 211nm) t_R(2*R*,3*R*): 7.6 min, t_R(2*S*,3*S*): 9.8 min, >99% *ee*; v_{max} (KBr) 2957 (C-H), 1761 (C=O), 1728 (C=O), 1140 (C-F), 1011; Data for major diastereoisomer: δ_H (300MHz, CDCl₃) 2.99-3.06 (1H, m, C(4)HH), 3.32-3.41 (1H, m, C(4)HH), 3.69 (3H, s, CH₃), 3.98-4.11 (2H, m, C(2)H and C(3)H), 5.79 (1H, dd, *J* 3.2, 0.3, ArH), 6.08 (1H, dd, *J* 3.2, 1.9, ArH), 7.11-7.14 (2H, m, ArH), 7.20-7.24 (4H, m, ArH); δ_C (125 MHz, CDCl₃) 37.4 (C(3)), 38.5 (C(4)), 52.5 (CH₃), 54.7 (C(2)), 108.1 (ArC), 110.3 (ArC), 115.5 (q, *J* 29.0, CF₃), 127.9 (ArC), 128.3 (ArC), 128.7 (ArC), 136.1 (C(2)ArC(1)), 141.7 (C(3)ArC(5)), 152.1 (C(3)ArC(2)), 172.8 (C(1)=O), 189.2 (q, *J* 35.4, C(5)=O); *m/z* (NSI⁺) 341 ([M+H]⁺, 100%); δ_F (470 MHz, CDCl₃) -79.4 (CF₃); HRMS (NSI⁺) C₁₇H₁₆F₃O₄⁺ ([M+H]⁺) requires 341.0995; found 341.1000 (+1.4 ppm).

Preparation of products (Table 4)

(3*R*,4*R*)-methyl 2-oxo-3,4-diphenyl-3,4-dihydro-2*H*-pyran-6-carboxylate 21. Following general procedure B, anhydride **1** (63.5 mg, 0.25 mmol) in CH₂Cl₂ (2 mL), HBTM-2.1 (2*S*,3*R*)-**3** (3.09 mg, 0.01 mmol, 5 mol%), keto ester **42** (38.0 mg, 0.20 mmol) and DIPEA (43.5 μL, 0.25 mmol) for 16 h at -78 °C gave crude lactone (3*R*,4*R*)-**21** (98:2 dr). Chromatographic purification (eluent Et₂O:petrol 30:70) gave lactone (3*R*,4*R*)-**21** (>99:1 dr) as a white solid (47.8 mg, 78%) with identical spectroscopic data as previously reported;^{11a} [α]_D²⁰ -195.0 (c 0.2, CH₂Cl₂); {lit.^{11a} [α]_D²⁰ -179.0 (c 0.5, CH₂Cl₂) for 91% ee}; Chiral HPLC Chiralpak AD-H (40% IPA:hexane, flow rate 1 mL min⁻¹, 211 nm, 30 °C) t_R(3*R*,4*R*): 11.1 min, t_R(3*S*,4*S*): 17.8 min, >99% ee.

(3*R*,4*R*)-methyl 3-(4-chlorophenyl)-2-oxo-4-phenyl-3,4-dihydro-2*H*-pyran-6-carboxylate 22. Following general procedure B, anhydride **55** (80.8 mg, 0.25 mmol) in CH₂Cl₂ (2 mL), HBTM-2.1 (2*S*,3*R*)-**3** (3.09 mg, 0.01 mmol, 5 mol%), keto ester **42** (38.0 mg, 0.20 mmol) and DIPEA (43.5 μL, 0.25 mmol) for 16 h at -78 °C gave crude lactone (3*R*,4*R*)-**22** (90:10 dr). Chromatographic purification (eluent Et₂O:petrol 30:70) gave lactone (3*R*,4*R*)-**22** (>99:1 dr) as a white solid (53.3 mg, 79%); mp 138-140 °C; [α]_D²⁰ -193.0 (c 0.1, CH₂Cl₂); Chiral HPLC Chiralpak AD-H (40% IPA:hexane, flow rate 1 mL min⁻¹, 211 nm, 30 °C) t_R(3*R*,4*R*): 13.2 min, t_R(3*S*,4*S*): 19.1 min, >99% ee; v_{max} (ATR) 3059, 3030, 2957 (C-H), 1778 (C=O), 1746 (C=O), 1663; Data for major diastereoisomer: δ_H (300 MHz, CDCl₃) 3.78-3.82 (4*H*, m, C(3)*H* and CH₃), 3.94 (1*H*, dd, *J* 10.1, 3.4, C(4)*H*), 6.60 (1*H*, d, *J* 3.5, C(5)*H*), 6.91-6.95 (4*H*, m, Ar*H*), 7.15-7.21 (5*H*, m, Ar*H*); δ_C (75 MHz, CDCl₃) 45.4 (C(4)), 52.0 (C(3)), 52.9 (CH₃), 118.2 (C(5)), 127.6 (ArC), 128.1 (ArC), 129.0 (ArC), 129.2 (ArC), 129.9 (ArC), 133.7 (4ry ArC), 133.9 (4ry ArC), 138.8 (4ry ArC), 142.0 (C(6)), 160.6 (CO₂CH₃), 166.6 (C(2)); *m/z* (NSI⁺) 365 ([M+Na]⁺, 70%); HRMS (NSI⁺) C₁₉H₁₅³⁵ClO₄⁺ ([M+Na]⁺) requires 365.0551; found 365.0547 (-1.1 ppm).

(3*R*,4*R*)-methyl 2-oxo-4-phenyl-3-(thiophen-3-yl)-3,4-dihydro-2*H*-pyran-6-carboxylate 23. Following general procedure B, anhydride **58** (66.6 mg, 0.25 mmol) in CH₂Cl₂ (2 mL), HBTM-2.1 (2*S*,3*R*)-**3** (3.09 mg, 0.01 mmol, 5 mol%), keto ester **42** (38.0 mg, 0.20 mmol) and DIPEA (43.5 μL, 0.25 mmol) for 16 h at -78 °C gave crude lactone (3*R*,4*R*)-**23** (93:7 dr). Chromatographic purification (eluent Et₂O:petrol 30:70) gave lactone (3*R*,4*R*)-**23** (>99:1 dr) as a white solid (52.3 mg, 83%); mp 128-130 °C; [α]_D²⁰ -209.5 (c 0.2, CH₂Cl₂); Chiral HPLC Chiralpak AD-H (40% IPA:hexane, flow rate 1 mL min⁻¹, 211 nm, 30 °C) t_R(3*R*,4*R*): 11.1 min, t_R(3*S*,4*S*): 19.4 min, >99% ee; v_{max} (ATR) 3105, 2951, 2924 (C-H), 1767 (C=O), 1736 (C=O), 1661; Data for major diastereoisomer: δ_H (500 MHz, CDCl₃) 3.81 (3*H*, s, CH₃), 3.97 (1*H*, dd, *J* 7.1, 4.5, C(4)*H*), 4.01 (1*H*, d, *J* 7.1, C(3)*H*), 6.62 (1*H*, d, *J* 4.4, C(5)*H*), 6.90-6.91 (2*H*, m, Ar*H*), 7.01 (2*H*, d, *J* 6.8, Ar*H*), 7.19-7.25 (4*H*, m, Ar*H*); δ_C (75 MHz, CDCl₃) 44.9 (C(4)), 48.0 (C(3)), 52.9 (CH₃), 117.2 (C(5)), 123.4 (ArC), 126.6 (ArC), 126.8 (ArC), 127.4 (ArC), 128.1 (ArC), 129.2 (ArC), 135.1 (4ry ArC), 139.0 (4ry ArC), 142.1 (C(6)), 160.7 (CO₂CH₃), 166.2 (C(2)); *m/z* (NSI⁺) 332 ([M+NH₄]⁺, 61%); HRMS (NSI⁺) C₁₇H₁₈NO₄S⁺ ([M+NH₄]⁺) requires 332.0951; found 332.0955 (+1.2 ppm).

(3*R*,4*R*)-methyl 4-(4-nitrophenyl)-2-oxo-3-phenyl-3,4-dihydro-2*H*-pyran-6-carboxylate 24. Following general procedure B, anhydride **1** (63.5 mg, 0.25 mmol) in CH₂Cl₂ (2 mL), HBTM-2.1 (2*S*,3*R*)-**3** (3.09 mg, 0.01 mmol, 5 mol%),

keto ester **43** (47.0 mg, 0.20 mmol) and DIPEA (43.5 μL, 0.25 mmol) for 16 h at -78 °C gave crude lactone (3*R*,4*R*)-**24** (91:9 dr). Chromatographic purification (eluent Et₂O:petrol 40:60) gave lactone (3*R*,4*R*)-**24** (93:7 dr) as an off-white solid (60.6 mg, 86%) with identical spectroscopic data as previously reported;^{11a} Chiral HPLC Chiralcel OD-H (50% IPA:hexane, flow rate 1 mL min⁻¹, 254 nm, 30 °C) t_R(3*S*,4*S*): 18.5 min, t_R(3*R*,4*R*): 23.2 min, >99% ee.

(3*R*,4*R*)-methyl 4-(4-methoxyphenyl)-2-oxo-3-phenyl-3,4-dihydro-2*H*-pyran-6-carboxylate 25. Following general procedure B, anhydride **1** (63.5 mg, 0.25 mmol) in CH₂Cl₂ (2 mL), HBTM-2.1 (2*S*,3*R*)-**3** (3.09 mg, 0.01 mmol, 5 mol%), keto ester **44** (44.0 mg, 0.20 mmol) and DIPEA (43.5 μL, 0.25 mmol) for 16 h at -78 °C gave crude lactone (3*R*,4*R*)-**25** (93:7 dr). Chromatographic purification (eluent Et₂O:petrol 30:70) gave lactone (3*R*,4*R*)-**25** (>99:1 dr) as a white solid (57.9 mg, 86%) with identical spectroscopic data as previously reported;^{11a} Chiral HPLC Chiralpak AD-H (40% IPA:hexane, flow rate 1 mL min⁻¹, 211 nm, 30 °C) t_R(3*R*,4*R*): 14.9 min, t_R(3*S*,4*S*): 35.5 min, >99% ee.

(3*R*,4*R*)-methyl 4-(furan-2-yl)-2-oxo-3-phenyl-3,4-dihydro-2*H*-pyran-6-carboxylate 26. Following general procedure B, anhydride **1** (63.5 mg, 0.25 mmol) in CH₂Cl₂ (2 mL), HBTM-2.1 (2*S*,3*R*)-**3** (3.09 mg, 0.01 mmol, 5 mol%), keto ester **45** (36.0 mg, 0.20 mmol) and DIPEA (43.5 μL, 0.25 mmol) for 16 h at -78 °C gave crude lactone (3*R*,4*R*)-**26** (95:5 dr). Chromatographic purification (eluent Et₂O:petrol 30:70) gave lactone (3*R*,4*R*)-**26** (>99:1 dr) as a white solid (47.6 mg, 80%) with identical spectroscopic data as previously reported;^{11a} Chiral HPLC Chiralcel OJ-H (20% IPA:hexane, flow rate 1 mL min⁻¹, 211 nm, 30 °C) t_R(3*R*,4*R*): 25.9 min, t_R(3*S*,4*S*): 29.1 min, >99% ee.

Preparation of products (Table 5)

(*R*)-methyl 2-(2-benzoyl-1-phenylhydrazinyl)-2-phenylacetate 27. Following general procedure C, anhydride **1** (63.5 mg, 0.25 mmol) in CH₂Cl₂ (2 mL), HBTM-2.1 (2*S*,3*R*)-**3** (3.09 mg, 0.01 mmol, 5 mol%), diazene **46** (42.0 mg, 0.20 mmol) and DIPEA (43.5 μL, 0.25 mmol) for 30 mins at -78 °C, followed by addition of MeOH (2 mL) and stirring for 1 h at rt gave, after chromatographic purification (eluent Et₂O:petrol 50:50) a rotameric mixture (ratio 90:10) of hydrazide (2*R*)-**27** as a pale yellow solid (43.9 mg, 61%) with identical spectroscopic data as previously reported;^{11c} [α]_D²⁰ -37.2 (c 0.5, CH₂Cl₂); {lit.^{11c} [α]_D²⁰ -37.6 (c 0.5, CH₂Cl₂) for 99% ee}; Chiral HPLC Chiralpak IB (10% IPA:hexane, flow rate 1 mL min⁻¹, 220 nm, 30 °C) t_R(2*S*): 10.5 min, t_R(2*R*): 12.2 min, 98% ee.

(*R*)-methyl 2-(2-benzoyl-1-phenylhydrazinyl)-2-(4-methoxyphenyl)acetate 28. Following general procedure C, anhydride **56** (78.5 mg, 0.25 mmol) in CH₂Cl₂ (2 mL), HBTM-2.1 (2*S*,3*R*)-**3** (3.09 mg, 0.01 mmol, 5 mol%), diazene **46** (42.0 mg, 0.20 mmol) and DIPEA (43.5 μL, 0.25 mmol) for 30 mins at -78 °C, followed by addition of MeOH (2 mL) and stirring for 1 h at rt gave, after chromatographic purification (eluent Et₂O:petrol 40:60) a rotameric mixture (ratio 89:11) of hydrazide (2*R*)-**28** as an off-white solid (65.4 mg, 84%) with identical spectroscopic data as previously reported;^{11c} Chiral HPLC Chiralpak IB (10% IPA:hexane, flow rate 1 mL min⁻¹, 254 nm, 30 °C) t_R(2*S*): 14.7 min, t_R(2*R*): 19.6 min, 99% ee.

(R)-methyl 2-(2-benzoyl-1-phenylhydrazinyl)-2-(4-chlorophenyl)acetate 29. Following general procedure C, anhydride **55** (80.8 mg, 0.25 mmol) in CH₂Cl₂ (2 mL), HBTM-2.1 (2*S*,3*R*)-**3** (3.09 mg, 0.01 mmol, 5 mol%), diazene **46** (42.0 mg, 0.20 mmol) and DIPEA (43.5 μL, 0.25 mmol) for 30 mins at -78 °C, followed by addition of MeOH (2 mL) and stirring for 1 h at rt gave, after chromatographic purification (eluent Et₂O:petrol 40:60) a rotameric mixture (ratio 91:9) of hydrazide (2*R*)-**29** as a yellow solid (59.0 mg, 75%); mp 135-137 °C; [α]_D²⁰ -12.4 (c 0.5, CH₂Cl₂); Chiral HPLC Chiralpak IB (10% IPA:hexane, flow rate 1 mL min⁻¹, 220 nm, 30 °C) t_R(2*S*): 10.5 min, t_R(2*R*): 14.7 min, 97% *ee*; v_{max} (ATR) 3341 (N-H), 3065, 3028 (C-H), 2949 (C-H), 1726 (C=O), 1686 (C=O); Data for major rotamer: δ_H (300 MHz, CDCl₃) 3.72 (3H, s, CH₃), 5.75 (1H, s, C(2)*H*), 6.87-6.93 (3H, m, Ar*H*), 7.17-7.25 (5H, m, Ar*H*), 7.28-7.35 (4H, m, Ar*H*), 7.48-7.51 (2H, m, Ar*H*), 8.50 (1H, s, NH); δ_C (75 MHz, CDCl₃) 52.7 (OCH₃), 66.1 (C(2)), 114.9 (NArC(2,6)), 121.9 (NArC(4)), 127.0 (ArC), 128.7 (ArC), 128.9 (ArC), 129.5 (ArC), 130.5 (ArC), 131.9 (4ry ArC), 132.0 (ArC), 132.7 (4ry ArC), 134.9 (4ry ArC), 148.2 (4ry ArC), 166.6 (NHC=O), 172.7 (MeOC=O); Selected data for minor rotamer: δ_H (300 MHz, CDCl₃) 3.62 (3H, s, CH₃), 5.46 (1H, s, C(2)*H*), 6.79 (2H, d, *J* 8.4, Ar*H*), 7.88 (1H, s, NH); δ_C (75 MHz, CDCl₃) 52.2 (OCH₃), 67.2 (C(2)), 115.3 (NArC(2,6)), 122.5 (NArC(4)), 127.9 (ArC), 130.0 (ArC), 131.4 (ArC); *m/z* (NSI⁺) 395 ([M+H]⁺, 100%); HRMS (NSI⁺) C₂₂H₂₀³⁵ClN₂O₃⁺ ([M+H]⁺) requires 395.1157; found 395.1160 (+0.8 ppm).

(R)-methyl 2-(2-benzoyl-1-phenylhydrazinyl)-2-(thiophen-3-yl)acetate 30. Following general procedure C, anhydride **58** (66.5 mg, 0.25 mmol) in CH₂Cl₂ (2 mL), HBTM-2.1 (2*S*,3*R*)-**3** (3.09 mg, 0.01 mmol, 5 mol%), diazene **46** (42.0 mg, 0.20 mmol) and DIPEA (43.5 μL, 0.25 mmol) for 30 mins at -78 °C, followed by addition of MeOH (2 mL) and stirring for 1 h at rt gave, after chromatographic purification (eluent Et₂O:petrol 40:60) a rotameric mixture (ratio 93:7) of hydrazide (2*R*)-**30** as a yellow solid (54.8 mg, 75%) with identical spectroscopic data as previously reported;^{11c} Chiral HPLC Chiralpak IA (40% IPA:hexane, flow rate 1 mL min⁻¹, 220 nm, 30 °C) t_R(2*S*): 8.0 min, t_R(2*R*): 22.2 min, 95% *ee*.

(R)-methyl 2-(2-(4-nitrobenzoyl)-1-phenylhydrazinyl)-2-phenylacetate 31. Following general procedure C, anhydride **1** (63.5 mg, 0.25 mmol) in CH₂Cl₂ (2 mL), HBTM-2.1 (2*S*,3*R*)-**3** (3.09 mg, 0.01 mmol, 5 mol%), diazene **48** (51.0 mg, 0.20 mmol) and DIPEA (43.5 μL, 0.25 mmol) for 30 mins at -78 °C, followed by addition of MeOH (2 mL) and stirring for 1 h at rt gave, after chromatographic purification (eluent Et₂O:petrol 50:50) a rotameric mixture (ratio 72:28) of hydrazide (2*R*)-**31** as a pale yellow solid (63.5 mg, 78%) with identical spectroscopic data as previously reported;^{11c} Chiral HPLC Chiralcel OJ-H (30% IPA:hexane, flow rate 1 mL min⁻¹, 211 nm, 40 °C) t_R(2*S*): 18.5 min, t_R(2*R*): 14.0 min, 99% *ee*.

(R)-methyl 2-(2-(4-methoxybenzoyl)-1-phenylhydrazinyl)-2-phenylacetate 32. Following general procedure C, anhydride **1** (63.5 mg, 0.25 mmol) in CH₂Cl₂ (2 mL), HBTM-2.1 (2*S*,3*R*)-**3** (3.09 mg, 0.01 mmol, 5 mol%), diazene **50** (48.0 mg, 0.20 mmol) and DIPEA (43.5 μL, 0.25 mmol) for 30 mins at -78 °C, followed by addition of MeOH (2 mL) and stirring for 1 h at rt gave, after chromatographic purification (eluent Et₂O:petrol 80:20) a rotameric mixture (ratio 91:9) of hydrazide (2*R*)-**32** as a white solid (60.7 mg, 78%); mp 149-151 °C; [α]_D²⁰ -21.6 (c 0.5, CH₂Cl₂); Chiral HPLC Chiralpak IB (10% IPA:hexane,

flow rate 1 mL min⁻¹, 211 nm, 30 °C) t_R(2*S*): 17.2 min, t_R(2*R*): 20.6 min, 99% *ee*; v_{max} (ATR) 3281 (N-H), 2951, 2932 (C-H), 1732 (C=O), 1655 (C=O), 1605 (C-O); Data for major rotamer: δ_H (300 MHz, CDCl₃) 3.74 (6H, s, 2 CH₃), 5.81 (1H, s, C(2)*H*), 6.76-6.79 (2H, m, C(O)Ar(3,5)*H*), 6.91-6.95 (3H, m, Ar*H*), 7.18-7.25 (5H, m, Ar*H*), 7.37-7.40 (2H, m, Ar*H*), 7.44-7.47 (2H, m, C(O)Ar(2,6)*H*), 8.37 (1H, s, NH); δ_C (75 MHz, CDCl₃) 52.5 (OCH₃), 55.4 (OCH₃), 66.7 (C(2)), 113.8 (NArC(3,5)), 114.8 (ArC), 121.6 (NArC(4)), 125.0 (4ry ArC), 128.6 (ArC), 128.9 (ArC), 128.9 (ArC), 129.1 (ArC), 129.5 (ArC), 133.3 (4ry ArC), 148.5 (4ry ArC), 162.4 (4ry ArC), 166.1 (NHC=O), 173.1 (MeOC=O); Selected data for minor rotamer: δ_H (300 MHz, CDCl₃) 3.63 (3H, s, CH₃), 3.67 (3H, s, CH₃), 5.54 (1H, s, C(2)*H*), 6.48 (2H, d, *J* 8.9, Ar*H*), 7.79 (1H, s, NH); δ_C (75 MHz, CDCl₃) 55.3 (OCH₃), 115.3 (NArC); *m/z* (NSI⁺) 391 ([M+H]⁺, 100%); HRMS (NSI⁺) C₂₃H₂₃N₂O₄⁺ ([M+H]⁺) requires 391.1652; found 391.1656 (+0.9 ppm).

(R)-methyl 2-(2-(4-chlorobenzoyl)-1-phenylhydrazinyl)-2-phenylacetate 33. Following general procedure C, anhydride **1** (63.5 mg, 0.25 mmol) in CH₂Cl₂ (2 mL), HBTM-2.1 (2*S*,3*R*)-**3** (3.09 mg, 0.01 mmol, 5 mol%), diazene **47** (48.9 mg, 0.20 mmol) and DIPEA (43.5 μL, 0.25 mmol) for 30 mins at -78 °C, followed by addition of MeOH (2 mL) and stirring for 1 h at rt gave, after chromatographic purification (eluent Et₂O:petrol 40:60) a rotameric mixture (ratio 83:17) of hydrazide (2*R*)-**33** as a white solid (58.1 mg, 74%); mp 63-66 °C; [α]_D²⁰ -30.8 (c 0.5, CH₂Cl₂); Chiral HPLC Chiralpak IB (10% IPA:hexane, flow rate 1 mL min⁻¹, 220 nm, 30 °C) t_R(2*S*): 10.9 min, t_R(2*R*): 12.2 min, 98% *ee*; v_{max} (ATR) 3280 (N-H), 3032, 2951 (C-H), 1732 (C=O), 1663 (C=O), 1597 (C-O); Data for major rotamer: δ_H (500 MHz, CDCl₃) 3.84 (3H, s, CH₃), 5.91 (1H, s, C(2)*H*), 7.01-7.05 (3H, m, Ar*H*), 7.32- 7.37 (7H, m, Ar*H*), 7.46-7.50 (4H, m, Ar*H*), 8.56 (1H, br s, NH); δ_C (75 MHz, CDCl₃) 52.6 (OCH₃), 66.7 (C(2)), 114.8 (NArC(2,6)), 121.9 (NArC(4)), 128.5 (ArC), 128.7 (ArC), 128.9 (ArC), 129.0 (ArC), 129.1 (ArC), 129.5 (ArC), 131.2 (4ry ArC), 133.2 (4ry ArC), 138.1 (4ry ArC), 148.3 (4ry ArC), 165.6 (NHC=O), 173.1 (MeOC=O); Selected data for minor rotamer: δ_H (500 MHz, CDCl₃) 3.72 (3H, s, CH₃), 5.61 (1H, s, C(2)*H*), 6.90 (2H, d, *J* 8.5, Ar*H*), 7.13 (1H, t, *J* 7.3, Ar*H*), 7.21 (2H, t, *J* 7.7, Ar*H*), 7.26 (2H, d, *J* 8.1, Ar*H*), 8.05 (1H, br s, NH); δ_C (75 MHz, CDCl₃) 52.5 (OCH₃), 68.1 (C(2)), 115.5 (NArC(2,6)), 122.6 (NArC(4)), 127.4 (ArC), 129.3 (ArC), 130.0 (ArC), 130.2 (ArC); *m/z* (NSI⁺) 395 ([M+H]⁺, 100%); HRMS (NSI⁺) C₂₂H₂₀³⁵ClN₂O₃⁺ ([M+H]⁺) requires 395.1157; found 395.1159 (+0.5 ppm).

(R)-methyl 2-(2-(4-methylbenzoyl)-1-phenylhydrazinyl)-2-phenylacetate 34. Following general procedure C, anhydride **1** (63.5 mg, 0.25 mmol) in CH₂Cl₂ (2 mL), HBTM-2.1 (2*S*,3*R*)-**3** (3.09 mg, 0.01 mmol, 5 mol%), diazene **49** (44.8 mg, 0.20 mmol) and DIPEA (43.5 μL, 0.25 mmol) for 30 mins at -78 °C, followed by addition of MeOH (2 mL) and stirring for 1 h at rt gave, after chromatographic purification (eluent Et₂O:petrol 50:50) a rotameric mixture (ratio 92:8) of hydrazide (2*R*)-**34** as a white solid (63.2 mg, 85%) with identical spectroscopic data as previously reported;^{11c} Chiral HPLC Chiralpak IB (10% IPA:hexane, flow rate 1 mL min⁻¹, 220 nm, 30 °C) t_R(2*S*): 11.7 min, t_R(2*R*): 13.5 min, 99% *ee*.

Acknowledgements

We thank the Royal Society for a University Research Fellowship (A.D.S), the Carnegie Trust for the Universities of

Scotland (L.C.M) and EPSRC (A.D.H) for funding. C.F and the research leading to these results has received funding from the European Research Council under the European Union's Seventh Framework Programme (FP7/2007-2013) / ERC grant agreement n° 279850. We also thank the EPSRC National Mass Spectrometry Service Centre (Swansea).

Notes and references

^a EaStCHEM, School of Chemistry, University of St Andrews, North Haugh, St Andrews, KY16 9ST, UK.

Electronic Supplementary Information (ESI) available: [¹H and ¹³C NMR spectra of all novel compounds and relevant HPLC traces]. See DOI: 10.1039/b000000x/

¹ For a comprehensive review of Lewis base catalysis see S. E. Denmark and G. L. Beutner, *Angew. Chem., Int. Ed.*, 2008, **47**, 1560.

² For a review of ammonium enolate chemistry see M. J. Gaunt and C. C. C. Johansson, *Chem. Rev.*, 2007, **107**, 5596.

³ For general reviews on organocatalysis see: (a) A. Dondoni and A. Massi, *Angew. Chem. Int. Ed.*, 2008, **47**, 4638; (b) D. W. C. MacMillan, *Nature*, 2008, **455**, 304.

⁴ For a review of the chemistry and reactivity of enolates derived from ketenes see D. H. Paull, A. Weatherwax and T. Lectka, *Tetrahedron*, 2009, **65**, 6771. For select recent examples see: (a) J. M. Berlin and G. C. Fu, *Angew. Chem., Int. Ed.*, 2008, **47**, 7048; (b) M. Dochnahl and G. C. Fu, *Angew. Chem., Int. Ed.*, 2009, **48**, 2391; (c) D. H. Paull, M. T. Scerba, E. Alden-Danforth, L. R. Widger and T. Lectka, *J. Am. Chem. Soc.*, 2008, **130**, 17260.

⁵ For select examples see: (a) B. List, *Acc. Chem. Res.*, 2004, **37**, 548; (b) W. Notz, F. Tanaka and C. F. Barbas, *Acc. Chem. Res.*, 2004, **37**, 580; (c) Y. Chi and S. H. Gellman, *J. Am. Chem. Soc.*, 2006, **128**, 6804; (d) J. Yang, C. Chandler, M. Stadler, D. Kampen and B. List, *Nature*, 2008, **452**, 453.

⁶ For reviews see: (a) D. Enders and T. Balensiefer, *Acc. Chem. Res.*, 2004, **37**, 534; (b) N. Marion, S. Diez-Gonzalez and S. P. Nolan, *Angew. Chem. Int. Ed.*, 2007, **46**, 2988. (c) J. Douglas, G. Churchill and A. D. Smith, *Synthesis*, 2012, **134**, 20421.

⁷ For reviews see: (a) T. Marcelli and H. Hiemstra, *Synthesis*, 2010, 1229; (b) T. Ooi and K. Maruoka, *Angew. Chem. Int. Ed.*, 2007, **46**, 4222.

⁸ For select examples of Romo's pioneering work regarding intramolecular NCAL reactions see: (a) G. S. Cortez, R. L. Tennyson and D. Romo, *J. Am. Chem. Soc.*, 2001, **123**, 7945; (b) H. Henry-Riyad, C. Lee, V. C. Purohit and D. Romo, *Org. Lett.*, 2006, **8**, 4363; (c) V. C. Purohit, A. S. Matla and D. Romo, *J. Am. Chem. Soc.*, 2008, **130**, 10478; (d) C. Leverett, V. C. Purohit and D. Romo, *Angew. Chem. Int. Ed.*, 2010, **49**, 9479; (e) G. Liu and D. Romo, *Angew. Chem. Int. Ed.*, 2011, **50**, 7537.

⁹ For a recent review detailing the use of isothioureas in nucleophilic catalysis see J. E. Taylor, S. D. Bull and J. M. J. Williams, *Chem. Soc. Rev.*, 2012, **41**, 2109. For kinetic resolutions using anhydrides as acylating agents see: (a) V. B. Birman and X. Li, *Org. Lett.*, 2006, **8**, 1351; (b) Q. Xu, H. Zhou, X. Geng and P. Chen, *Tetrahedron*, 2009, **65**, 2232; (c) D. Belmessieri, C. Joannesse, P. A. Woods, C. MacGregor, C. Jones, C. D. Campbell, C. P. Johnston, N. Duguet, C. Concellón, R. A. Bragg and A. D. Smith, *Org. Biomol. Chem.*, 2011, **9**, 559. For determination of absolute configuration using isothioureas in kinetic resolutions see (d) A. J. Wagner, J. G. David and S. D. Rychnovsky, *Org. Lett.*, 2011, **13**, 4470. For kinetic resolutions using carboxylic acids as acylating agents utilising *in situ* formation of a reactive mixed anhydride see: (e) I. Shiina and K. Nakata, *Tetrahedron Lett.*, 2007, **48**, 8314; (f) I. Shiina, K. Nakata, K. Ono, Y.-S. Onda and M. Itagaki, *J. Am. Chem. Soc.*, 2010, **132**, 11629. For the kinetic resolution of β -lactams see (g) V. D. Bumbu and V. B. Birman, *J. Am. Chem. Soc.*, 2011, **133**, 13902. For desymmetrisation processes see: (h) X. Yang, G. Lu and V. B. Birman, *Org. Lett.*, 2010, **12**, 892; (i) X. Yang and V. B. Birman, *Angew. Chem. Int. Ed.*, 2011, **50**, 5553. For asymmetric *C*-acylation and *C*-carboxylation reaction processes see: (j) C. Joannesse, C. P. Johnston, C. Concellón, C. Simal, D. Philp and A. D. Smith *Angew. Chem., Int. Ed.*, 2009, **48**, 8914; (k) B. Viswambharan, T. Okimura, S. Suzuki and S. Okamoto, *J. Org. Chem.*, 2011, **76**, 6678; (l) P. A. Woods, L. C. Morrill, R. A. Bragg and A. D. Smith, *Chem. Eur. J.*, 2011, **17**, 11060.

¹⁰ For pioneering work see: (a) V. B. Birman, H. Jiang, X. Li, L. Guo and E. W. Uffman, *J. Am. Chem. Soc.*, 2006, **128**, 6536; (b) M. Kobayashi and S. Okamoto, *Tetrahedron Lett.*, 2006, **47**, 4347.

¹¹ For examples see: (a) D. Belmessieri, L. C. Morrill, C. Simal, A. M. Z. Slawin and A. D. Smith, *J. Am. Chem. Soc.*, 2011, **133**, 2714; (b) C. Simal, T.

Lebl, A. M. Z. Slawin and A. D. Smith, *Angew. Chem. Int. Ed.*, 2012, **51**, 3653; (c) L. C. Morrill, T. Lebl, A. M. Z. Slawin and A. D. Smith, *Chem. Sci.*, 2012, **3**, 2088; (d) D. Belmessieri, D. B. Cordes, A. M. Z. Slawin and A. D. Smith, *Org. Lett.*, 2013, **15**, 3472; (e) L. C. Morrill, J. Douglas, T. Lebl, A. M. Z. Slawin, D. J. Fox and A. D. Smith, *Chem. Sci.*, 2013, **4**, 4146.

¹² For selected other examples of Lewis base catalyzed reaction processes from this laboratory see: (a) J. E. Thomson, K. Rix and A. D. Smith, *Org. Lett.*, 2006, **8**, 3785; (b) N. Duguet, C. D. Campbell, A. M. Z. Slawin and A. D. Smith, *Org. Biomol. Chem.*, 2008, **6**, 1108; (c) C. Concellón, N. Duguet and A. D. Smith, *Adv. Synth. Catal.*, 2009, **351**, 3001; (d) P. A. Woods, L. C. Morrill, R. A. Bragg and A. D. Smith, *Org. Lett.*, 2010, **12**, 2660; (e) K. B. Ling and A. D. Smith, *Chem. Commun.*, 2011, **47**, 373.

¹³ E. R. T. Robinson, C. Fallan, C. Simal, A. M. Z. Slawin and A. D. Smith, *Chem. Sci.*, 2013, **4**, 2193.

¹⁴ (a) C. Cornaggia, F. Manoni, E. Torrente, S. Tallon and S. J. Connon, *Org. Lett.*, 2012, **14**, 1850; (b) F. Manoni, C. Cornaggia, J. Murray, S. Tallon and S. J. Connon, *Chem. Commun.*, 2012, **48**, 6502.

¹⁵ (a) L. Hao, Y. Du, H. Lv, X. Chen, H. Jiang, Y. Shao and Y. R. Chi, *Org. Lett.*, 2012, **14**, 2154; (b) L. Hao, C. W. Chuen, R. Ganguly and Y. R. Chi, *Synlett*, 2013, **24**, 1197; (c) J. Cheng, Z. Huang and Y. R. Chi, *Angew. Chem. Int. Ed.*, 2013, **52**, 1; (d) Z. Fu, J. Xu, T. Zhu, W. W. Y. Leong and Y. R. Chi, *Nature Chem.*, DOI: 10.1038/nchem.1710.

¹⁶ See experimental section for further details regarding the synthesis of anhydrides.

¹⁷ At the moment this process is limited to the use of 2-arylacetic anhydrides with other anhydrides (such as propionic anhydride) giving less than 5% product conversions. We postulate that may be possibly due to preferential Claisen-type self condensation of the anhydride and current investigations are directed towards optimisation of these reaction processes.

¹⁸ J. A. Jenkins and T. Cohen, *J. Org. Chem.*, 1975, **40**, 3566.

¹⁹ A. Jonathan and M. J. Layva, WO2010/17408 A1, 2010.

²⁰ A. A. M. Roof, H. F. van Woerden and H. Cerfontain, *Tetrahedron*, 1976, **32**, 2967.

²¹ No literature melting point quoted.

²² W. J. L. Wood, A. W. Patterson, H. J. Hirojuki, K. Rishi and J. A. Ellman, *J. Am. Chem. Soc.*, 2005, **127**, 15521.