

Isothiourea-Catalyzed Enantioselective Addition of 4-Nitrophenyl Esters to Iminium Ions

Jude N. Arokianathar,^a Aileen B. Frost,^a Alexandra M. Z. Slawin,^a Darren Stead^b and Andrew D. Smith^{*a}

^aEaStCHEM, School of Chemistry, University of St Andrews, North Haugh, St Andrews, KY16 9ST.

^bAstraZeneca, IMED Oncology, Darwin Building, Unit 310, Cambridge Science Park, Milton Rd, Cambridge, CB4 0WG.

ABSTRACT: Isothioureas catalyze the enantioselective addition of 4-nitrophenyl esters to tetrahydroisoquinoline-derived iminium ions. 4-Nitrophenoxide, generated *in situ* from initial *N*-acylation of the isothiourea by the 4-nitrophenyl ester, is used to facilitate catalyst turnover in this reaction process. Optimization showed that 4-nitrophenyl esters give the best reactivity in this protocol over a range of alternative aryl esters, with the observed enantioselectivity markedly dependent upon the nature of the iminium counterion. Highest yields and enantioselectivity were obtained using iminium bromide ions generated *in situ* via photoredox catalysis using BrCCl₃ and Ru(bpy)₃Cl₂ (0.5 mol%) and commercially available tetramisole (5 mol%) as the Lewis base catalyst. The scope and limitations of this procedure was developed, giving the desired β -amino amide products in up to 96% yield, 79:21 dr and er_{major} (2*R*,1'*S*) 99.5:0.5.

KEYWORDS: isothiourea; iminium ion; counterion dependent enantioselectivity

INTRODUCTION

Ammonium enolate intermediates¹ generated by the action of tertiary amines² in Lewis base catalysis³ have found widespread application in chiral heterocycle synthesis with many diverse scaffolds accessible in high yields and excellent enantiocontrol. While traditional strategies for ammonium enolate generation utilize the direct reaction of a Lewis base with ketenes,⁴ more recently the use of bench-stable carboxylic acids,⁵ anhydrides⁶ or acyl imidazoles⁷ as ammonium enolate precursors have also been employed. The nucleophilic ammonium enolate generated *in situ* reacts with an electrophilic reagent containing a latent nucleophile to generate a species capable of catalyst turnover in an intramolecular fashion (Figure 1, eqn 1). This approach represents a key limitation in this branch of catalysis, with ammonium enolate chemistry typically applied in formal [2+2],⁸ [3+2]⁹ or [4+2]¹⁰ cycloaddition methodologies. The established exception to this reactivity issue is the pioneering work from Lectka and co-workers in the area of enantioselective halogenations (Figure 1, eqn 2).¹¹ In a series of elegant manuscripts polyhalogenated quinones were used to affect enantioselective halogenation of an ammonium enolate.¹² Enolate addition to an electrophilic polyhalogenated quinone results in formation of an ammonium aryloxide ion pair, with the aryloxide generated *in situ* used for catalyst turnover.¹³ Further seminal work in exploiting aryloxide "rebound" catalysis was reported by Scheidt,¹⁴ who applied this concept to an NHC-catalyzed formal Mannich process, utilizing α -aryloxyaldehydes as azolium enolate precursors (Figure 1, eqn 3).

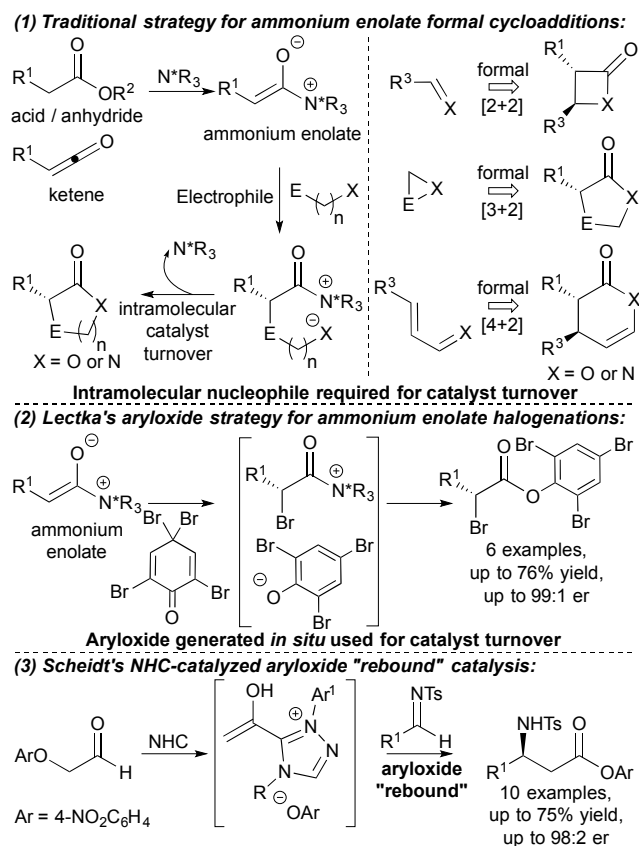


Figure 1. Strategies for catalyst turnover in ammonium enolate catalysis

More recently, activated aryl esters have emerged as alternative enolate precursors, offering a potentially general solution to this challenge.¹⁵ An attractive feature of aryl ester substrates is the potential ability of the aryloxide, liberated upon initial catalyst acylation, to assist catalyst turnover. Expanding on Chi's use of aryl esters in NHC-catalyzed formal cycloadditions (in which the aryloxide generated upon acylation of the NHC serves solely as a leaving group and is not required to promote turnover),¹⁶ in 2014 we developed an isothiourea-catalyzed [2,3]-rearrangement of allylic ammonium ylides. In this process catalyst turnover relied on *in situ* formed aryloxide,¹⁷ with a HOBt co-catalyst necessary for optimum reactivity (Figure 2, eqn 1).¹⁸ Aryloxides have also been utilized stoichiometrically as catalyst turnover agents by Fu and co-workers in the chiral DMAP-catalyzed α -fluorination of ketenes.¹⁹ Recent reports by first Snaddon (Figure 2, eqn 2)²⁰ and subsequently Hartwig (Figure 2, eqn 3)²¹ have elegantly applied this idea in co-operative isothiourea/metal-catalyzed enolate allylation reactions using pentafluorophenyl ester precursors. In both cases, an isothiourea-derived ammonium enolate reacts with a metal π -allyl complex to affect the allylation reaction. Snaddon employed palladium catalysis to give a range of α -allyl esters in up to 95% yield and 99:1 er, whereas Hartwig used a chiral iridium catalyst that preferentially gives the branched regioisomeric products in up to 99% yield, >20:1 dr and >99:1 er. Through judicious pairing of the enantiomers of each chiral catalyst all four possible diastereoisomers of the product were prepared with excellent enantioselectivity.

(1) Smith: [2,3]-rearrangement of allylic ammonium ylides

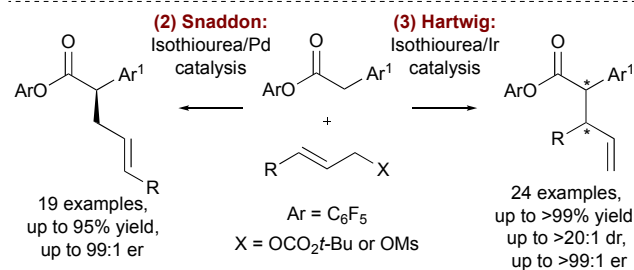
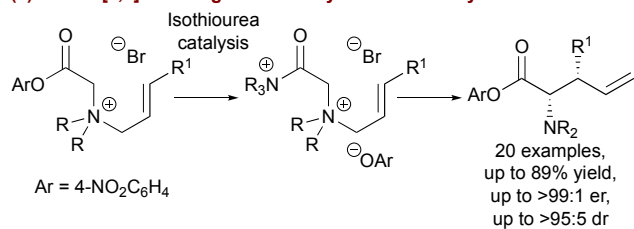


Figure 2. Recent work exploiting *in situ* generated aryloxide to provide catalyst turnover

Building upon these precedents, it was envisaged that tetrahydroisoquinoline derived iminium ions could act as stoichiometric reactive electrophiles using ammonium enolates generated from aryl esters. Importantly, catalyst turnover in this intermolecular process could only be achieved using an exogenous nucleophile to promote catalyst release (in this case an aryloxide generated *in situ* from an aryl ester). In this process, *N*-acylation of the isothiourea catalyst **1** with an activated aryl ester **2** would generate the corresponding acyl ammonium aryloxide ion pair **3**, with subsequent deprotonation leading to ammonium enolate **4** (Figure 3). Reaction of ammonium enolate **4** with iminium electrophile **5** would give intermediate **6**. Catalyst release from intermediate **6** cannot be achieved by an

intramolecular nucleophile as required for a formal cycloaddition strategy, but instead uses an “external” nucleophile (aryloxide) to provide turnover. The origin of enantiocontrol in isothiourea-catalyzed ammonium enolate transformations is proposed to rely upon an n_o to σ^*_{C-S} interaction²² between the enolate oxygen and catalyst sulfur atom. This formally provides a conformational lock, with subsequent addition preferentially *anti*- to the phenyl stereodirecting group promoted by the 1,5-*syn*-coplanar S...O arrangement. Catalyst turnover would be achieved *via* nucleophilic attack of the aryloxide upon acyl ammonium **6**, giving the β -amino ester product **7**. Notably, in the absence of the aryloxide, catalyst turnover could not be achieved using ammonium enolates generated directly at the carboxylic acid oxidation level. This work describes the successful realization of this goal. Notably, the enantioselectivity of this process showed a marked dependence on the nature of the iminium counterion, with the optimized protocol using photoredox catalysis to generate the key reactive iminium bromide salt *in situ*.

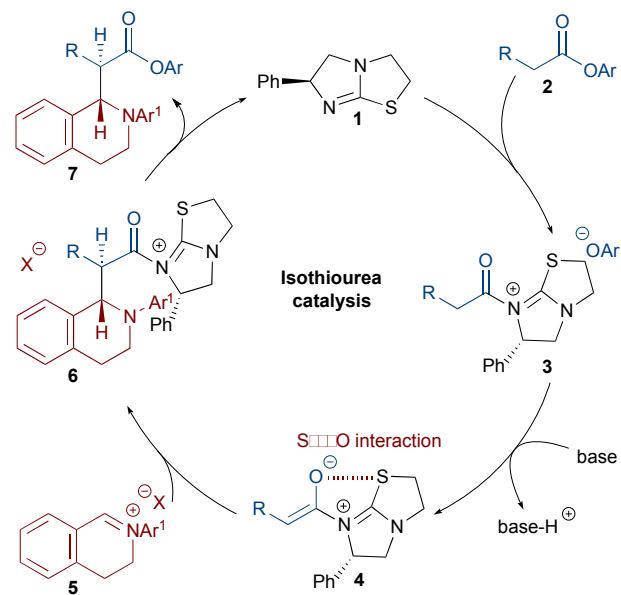


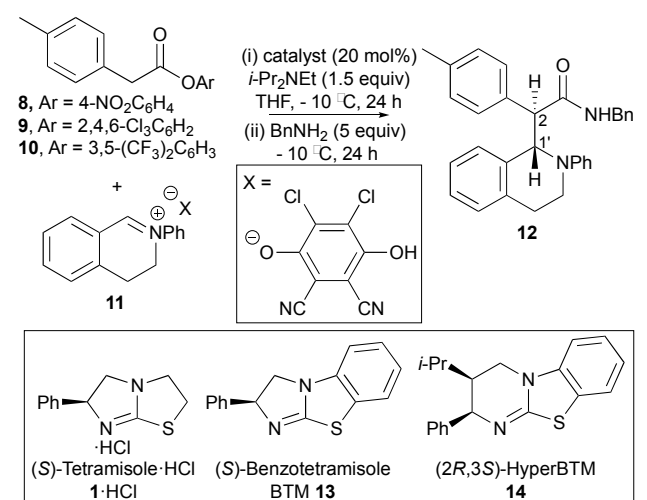
Figure 3. This work: isothiourea-catalyzed enantioselective addition to iminium ions

RESULTS AND DISCUSSION

Initial proof of concept studies. Proof of principle investigations began on a simplified model system to demonstrate the feasibility of *in situ* generated aryloxide to provide turnover in this process. Iminium ion **11** was isolated *via* stoichiometric oxidation of *N*-phenyl tetrahydroisoquinoline with DDQ²³ and used in optimization studies for the isothiourea-catalyzed process. Iminium **11** and activated 4-nitrophenyl (PNP) ester **8** were treated with benzotetramisole (BTM) **13** (20 mol%) and *i*-Pr₂NEt (1.5 equiv) in THF at -10 °C for 24 h. Preliminary work indicated that lower isolated yields of the corresponding PNP ester product were obtained than expected by reaction conversion,²⁴ consistent with this product being unstable to purification. Consequently, benzylamine (BnNH₂) was added to form a stable isolable amide product **12** in 39% yield and 73:27 dr (Table 1, entry 1: $e_{T_{major}}$ (2*R*,1*S*) 72:28; $e_{T_{minor}}$ (2*R*,1*R*) 63:37).²⁵ Other isothiourea catalysts were trialed, with Hyper-BTM **14** giving similar yield and er, but reduced dr (entry 2: 66:34 dr). Tetramisole·HCl **1**·HCl gave amide **12** in an improved 64% yield, whilst maintaining the observed levels of

diastereo- and enantiocontrol (entry 3: 75:25 dr, $e_{r_{\text{major}}}$ (2*R*,1'*S*) 72:28; $e_{r_{\text{minor}}}$ (2*R*,1'*R*) 59:41). Alternative aryl esters were screened to assess their reactivity and impact on stereoselectivity. The reaction of iminium **11** with 2,4,6-trichlorophenyl ester **9** in the presence of **1**·HCl produced no observable product (entry 4), while 3,5-bis(trifluoromethyl)phenyl ester **10** gave the amide product **12** in 71:29 dr ($e_{r_{\text{major}}}$ (2*R*,1'*S*) 94:6; $e_{r_{\text{minor}}}$ (2*R*,1'*R*) 85:15) but in a poor 22% yield (entry 5). The use of alternative 2,3,5,6-tetrafluoro- and pentafluorophenyl esters gave poor (<5%) product yields.²⁶ No product was observed in the absence of **1**·HCl when the PNP ester **8** was used, indicating no competitive base-mediated background reaction being operative under these conditions (entry 6).

Table 1. Initial proof of concept studies^a



Entry	Ar	Catalyst	dr ^b	Yield (%) ^c	$e_{r_{\text{major}}}$ (2 <i>R</i> ,1' <i>S</i>) ^d	$e_{r_{\text{minor}}}$ (2 <i>R</i> ,1' <i>R</i>) ^d
1	8	13	73:27	39	72:28	63:37
2	8	14	66:34	40	73:27	52:48
3	8	1 ·HCl	75:25	64	72:28	59:41
4	9	1 ·HCl	–	–	–	–
5	10	1 ·HCl	71:29	22	94:6	85:15
6	8	–	–	–	–	–

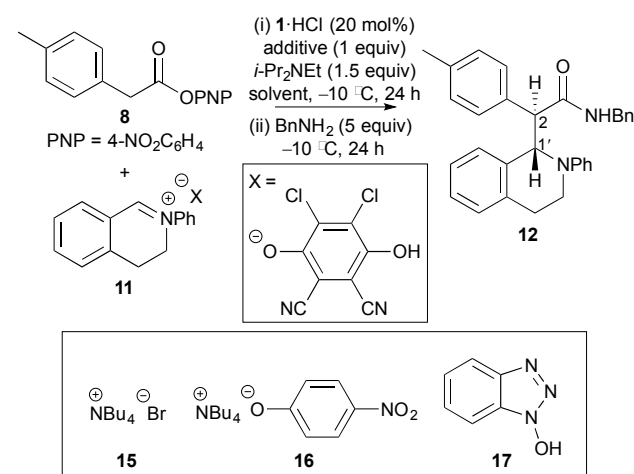
^aReaction conditions: (i) **11** (1 equiv, 0.25 mmol), **8–10** (1.5 equiv), catalyst (20 mol%), *i*-Pr₂NEt (1.5 equiv), THF (0.18 M), –10 °C, 24 h; (ii) BnNH₂ (5 equiv), –10 °C, 24 h. ^bdr of crude product determined by ¹H NMR spectroscopic analysis. ^cIsolated yields given as a mixture of diastereoisomers. Only the major diastereoisomer is shown. ^der of major and minor diastereoisomers determined by chiral HPLC analysis.

Reaction Optimization.

(a) Additive and solvent screen. Previous work in catalytic enantioselective [2,3]-rearrangements from our laboratory has identified the role of additives in improving reaction enantioselectivity.¹⁷ Addition of tetrabutylammonium bromide **15** (1 equiv) to the **1**·HCl-catalyzed reaction of iminium **11** and ester **8** resulted in a significant enhancement in enantioselectivity (Table 2, entry 1: $e_{r_{\text{major}}}$ (2*R*,1'*S*) 89:11; $e_{r_{\text{minor}}}$ (2*R*,1'*R*) 80:20), however the isolated yield dropped to 32%. Addition of tetrabutylammonium 4-nitrophenoxide (TBAPNP) **16** maintained this improved enantioselectivity and increased the yield to 63% (entry 2). This increase is likely due to a combination of increased polarity of the reaction mixture and the influence of 4-nitrophenoxide in facilitating catalyst turnover. A dual combi-

nation of **16** (1 equiv) and HOBt **17** (1 equiv) was attempted, but led to a decreased yield of 54% without any improvement in stereoselectivity (entry 3). Performing the reaction with only **16** as an additive and in the absence of **1**·HCl confirmed that no competitive background reaction was operative under these conditions (entry 4). Additional controls confirmed that the observed diastereomeric ratio is consistent throughout the course of the reaction, and is thus not the result of epimerization by BnNH₂.²⁷ A solvent screen showed that MeCN (entry 5) and CH₂Cl₂ (entry 6) were the only other solvents to give good conversion to product, albeit with reduced enantioselectivity (Table 2).

Table 2. Additive and solvent screen^a



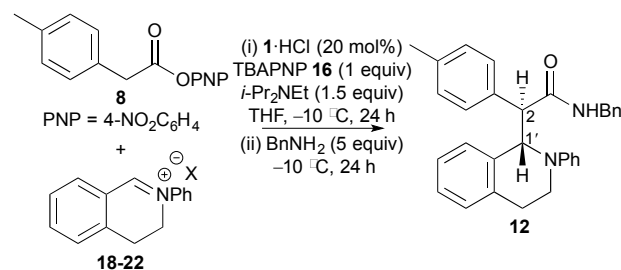
Entry	Additive (1 equiv)	Solvent	dr ^b	Yield (%) ^c	$e_{r_{\text{major}}}$ (2 <i>R</i> ,1' <i>S</i>) ^d	$e_{r_{\text{minor}}}$ (2 <i>R</i> ,1' <i>R</i>) ^d
1	15	THF	72:28	32	89:11	80:20
2	16	THF	73:27	63	89:11	73:27
3	16, 17	THF	76:24	54	89:11	70:30
4	16	THF	–	–	–	–
5	16	MeCN	83:17	73	75:25	66:34
6	16	CH ₂ Cl ₂	78:22	59	80:20	66:34

^aReaction conditions: (i) **11** (1 equiv, 0.25 mmol), **8** (1.5 equiv), **1**·HCl (20 mol%), additive (1 equiv), *i*-Pr₂NEt (1.5 equiv), THF (0.18 M), –10 °C, 24 h; (ii) BnNH₂ (5 equiv), –10 °C, 24 h. ^bdr of crude product determined by ¹H NMR spectroscopic analysis. ^cIsolated yields given as a mixture of diastereoisomers. Only the major diastereoisomer is shown. ^der of major and minor diastereoisomers determined by chiral HPLC analysis.

(b) Effect of the iminium counterion. The effect of the iminium counterion upon reactivity and enantioselectivity was investigated next. A range of iminium ions was prepared by either oxidation using bromotrichloromethane (BrCCl₃) in the presence of blue light (Table 3, entry 1) or counterion exchange (entries 2–5) to examine the effect on the yield and selectivity. While the diastereoselectivity of the process was essentially invariant, changing the counterion showed significant variation in yield and enantioselectivity. The smaller, coordinating halide counterions (Br[–] and Cl[–]) gave the amide product **12** in comparable yield to the model system (entries 1 and 2) and with improved enantioselectivity ($e_{r_{\text{major}}}$ (2*R*,1'*S*): 97:3 and 96:4 respectively). The larger, non-coordinating counterions (BF₄[–], PF₆[–] and BPh₄[–]) gave higher yields in comparison with the model system (entries 3–5), but with reduced enantioselectivity ($e_{r_{\text{major}}}$ (2*R*,1'*S*): 90:10, 87:13 and 82:18). As the synthesis of iminium bromide **18** is facile *via* either oxidation

using BrCCl_3 in the presence of blue light or photoredox-catalyzed process, the bromide counterion was chosen for all further studies (Table 3).

Table 3. Iminium counterion effect^a



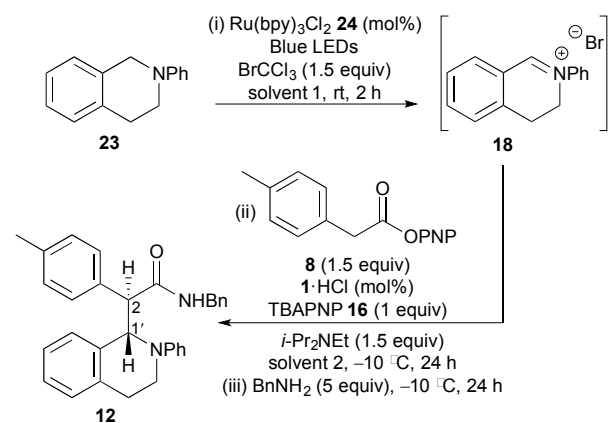
Entry	X	dr ^b	Yield (%) ^c	er _{major} (2 <i>R</i> ,1' <i>S</i>) ^d	er _{minor} (2 <i>R</i> ,1' <i>R</i>) ^d
1	Br (18)	74:26	55	97:3	96:4
2	Cl (19)	72:28	67	96:4	95:5
3	BF ₄ (20)	80:20	87	90:10	75:25
4	PF ₆ (21)	77:23	88	87:13	70:30
5	BPh ₄ (22)	76:24	88	82:18	67:33

^aReaction conditions: (i) **18-22** (1 equiv, 0.25 mmol), **8** (1.5 equiv), **1**·HCl (20 mol%), TBAPNP **16** (1 equiv), *i*-Pr₂NEt (1.5 equiv), THF (0.18 M), -10 °C, 24 h; (ii) BnNH₂ (5 equiv), -10 °C, 24 h. ^bdr of crude product determined by ¹H NMR spectroscopic analysis. ^cIsolated yields given as a mixture of diastereoisomers. Only the major diastereoisomer is shown. ^der of major and minor diastereoisomers determined by chiral HPLC analysis.

(c) Developing a sequential photocatalytic oxidation/isothioureacatalyzed procedure. The use of photoredox catalysis in recent years has emerged as a powerful tool that has been widely exploited in organic chemistry.²⁸ Applications in organocatalysis are being realized, with dual catalytic procedures²⁹ involving imidazolidinone,³⁰ NHC,³¹ proline-derived,³² thiourea³³ and DABCO³⁴ catalysts already developed. Having shown that highest enantioselectivity was observed using the iminium bromide salt, attention turned to incorporating a photocatalytic oxidation to generate the required iminium ion. Following Zeitler's precedent,³⁵ the oxidation of *N*-phenyl tetrahydroisoquinoline **23** using BrCCl_3 in THF and irradiation with blue LED light at rt for 24 h was followed. Removal of the light source, followed by the organocatalytic step gave amide **12** in 59% yield, 75:25 dr and er_{major} (2*R*,1'*S*) 95:5 (Table 4, entry 1).³⁶ As an alternative, using Ru(bpy)₃Cl₂ **24** as a photocatalyst (1 mol%)³⁷ gave complete oxidation within 2 h, and after organocatalytic functionalization gave the desired product **12** in a similar yield with no change in diastereo- and enantioselectivity (entry 2). When both photo- and organocatalytic reaction steps were carried out in MeCN a significant enhancement in yield was observed, with **12** obtained in 77% yield but with reduced stereoselectivity (entry 3). A screen of THF:MeCN mixtures was carried out to find a system that delivered high yields without compromising stereoselectivity. To achieve consistently high yields, it was necessary to conduct the oxidation step in MeCN. Increased enantioselectivity in the organocatalytic step was achieved by the addition of THF, with a 3:1 ratio of THF:MeCN being found to be optimal. Under these conditions, amide **12** was isolated in 78% yield, 77:23 dr and er_{major} (2*R*,1'*S*) 95:5 (entry 4). Further studies were undertaken to reduce the loading of the two catalyst systems. Reduction of the or-

ganocatalyst **1**·HCl loading from 20 mol% to 10 mol% gave **12** in 65% (entry 5) and 5 mol% resulted in **12** in 70% yield with no loss in selectivity (entry 7). Further reduction of the loading of **1**·HCl gave reduced reactivity, with a severely diminished yield observed at 2 mol% (entry 9). Although 0.5 mol% of Ru(bpy)₃Cl₂ **24** showed a marginally better yield and selectivity than 1 mol% when 10 mol% of **1**·HCl was used (entry 6), the optimal catalyst loading was 5 mol% of **1**·HCl and 0.5 mol% of **24** (entry 8). Attempts to carry out both photo- and organocatalyzed steps simultaneously, rather than sequentially, were conducted. Reaction catalyzed by 1 mol% of Ru(bpy)₃Cl₂ **24** and 20 mol% of **1**·HCl in MeCN:THF (2:1) resulted in formation of amide **12** in 57% yield and 67:33 dr, but only 56:44 er. Under the developed conditions, attempts to utilize either *N,N*-dimethylaniline or *N*-benzyl-*N*-methylaniline as starting materials rather than **23** did not lead to any observable product.²⁶

Table 4. Optimizing a sequential photoredox/isothioureacatalyzed procedure



Entry	Solvent 1/2	24 ^a	1 ·HCl ^a	dr ^b	Yield (%) ^c	er _{major} (2 <i>R</i> ,1' <i>S</i>) ^d
1 ^e	THF/ –	0	20	75:25	59	95:5
2	THF/ –	1	20	74:26	56	95:5
3	MeCN/ –	1	20	64:36	77	92:8
4	MeCN/THF ^f	1	20	77:23	78	95:5
5	MeCN/THF ^f	1	10	73:27	65	94:6
6	MeCN/THF ^f	0.5	10	70:30	70	95:5
7	MeCN/THF ^f	1	5	72:28	70	94:6
8	MeCN/THF ^f	0.5	5	74:26	78	94:6
9	MeCN/THF ^f	1	2	70:30	35	93:7

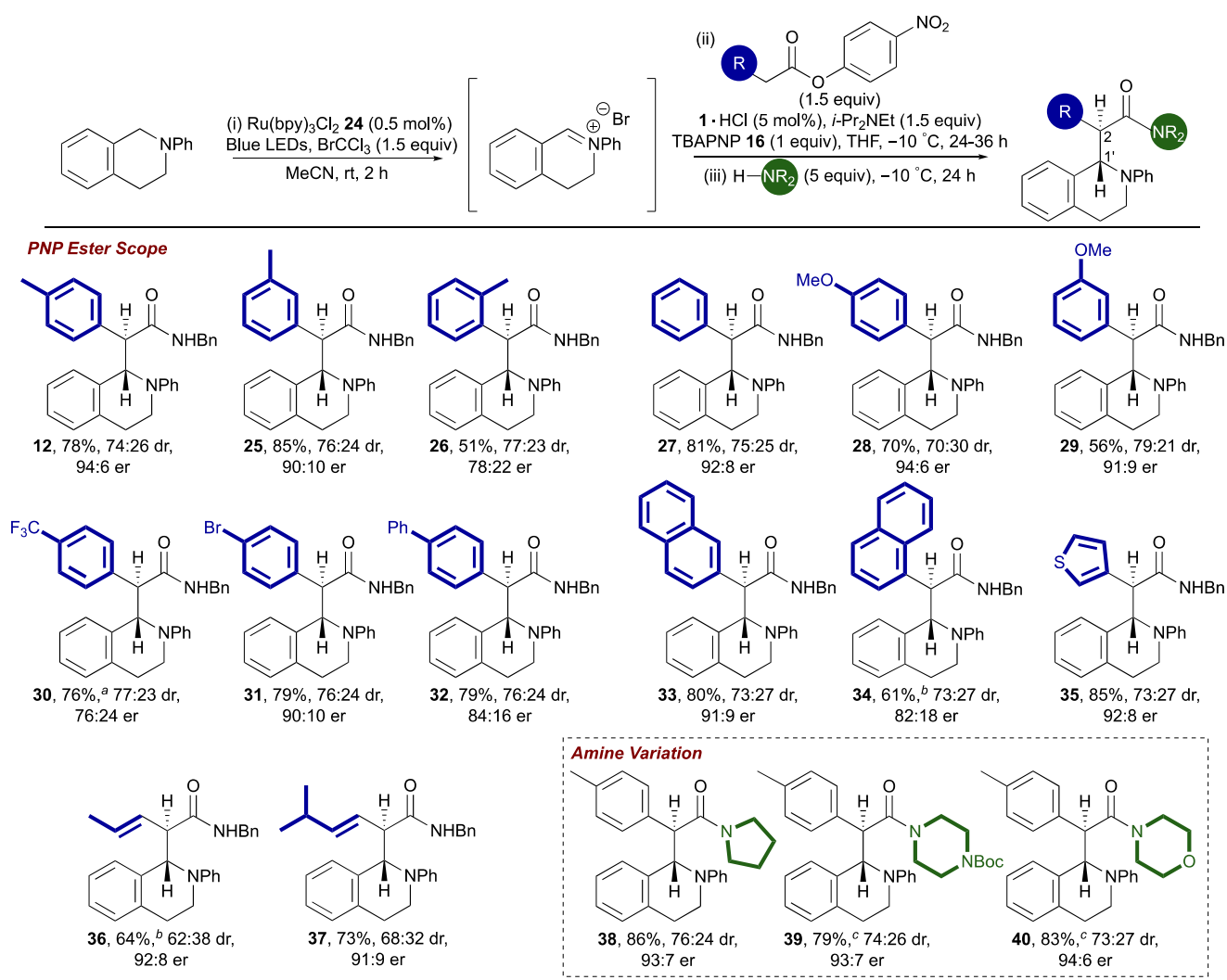
^aCatalyst loading in mol%. ^bdr of crude product determined by ¹H NMR spectroscopic analysis. ^cIsolated yields given as a mixture of diastereoisomers. Only the major diastereoisomer is shown. ^der of major diastereoisomer determined by chiral HPLC analysis. ^eOxidation reaction carried out for 24 h. ^fAfter oxidation was complete the reaction mixture was cooled to -10 °C and THF was added, such that the second step was carried out in a 3:1 mixture of THF:MeCN.

Reaction scope and generality. With an optimized sequential photoredox/Lewis base-catalyzed procedure in hand, the generality of this process was investigated, with the scope of the ester component examined first (Table 5). For the range of substituted arylacetic PNP esters studied, both the position and electronic nature of the substituent markedly influenced their

reactivity and product enantioselectivity, while the product diastereoselectivity remained at approximately 75:25 dr. Substitution at the 3-position of the aromatic ring was successful, giving 3-methyl substituted **25** in 85% yield and $er_{\text{major}} (2R,1'S)$ 90:10. Introduction of a methyl substituent at the 2-position however had a deleterious effect on reactivity: 2-methyl substituted **26** was obtained in a reduced 51% yield and $er_{\text{major}} (2R,1'S)$ 78:22. Reaction of the phenylacetic acid derivative in this protocol worked well, giving **27** in 81% yield and $er_{\text{major}} (2R,1'S)$ 92:8. Aromatic rings bearing an electron-donating groups were well tolerated, with 4-methoxy substitution giving **28** in 70% yield and $er_{\text{major}} (2R,1'S)$ 94:6. A 3-methoxy substituted aromatic ring gave **29** in 56% yield and $er_{\text{major}} (2R,1'S)$ 91:9, however attempts to include an 2-methoxy substituent resulted in a significant reduction in yield, with the desired product difficult to isolate.³⁸ Introduction of an electron-withdrawing 4- CF_3 substituted aromatic ring gave reduced reactivity, making it necessary to increase the **1**·HCl loading to 20 mol%,³⁹ giving **30** in

76% yield but with reduced er ($er_{\text{major}} (2R,1'S)$ 76:24). 4-Bromo, 4-phenyl and 2-naphthyl substitutions were all well tolerated to give **31**, **32** and **33** in approximately 80% yield and $er_{\text{major}} (2R,1'S)$ 90:10, 84:16 and 91:9 respectively. In contrast, 1-naphthyl substitution required 10 mol% **1**·HCl catalyst loading, giving **34** in 61% yield and $er_{\text{major}} (2R,1'S)$ 82:18. A 3-thiophene substituent was tolerated, giving **35** in 85% yield and $er_{\text{major}} (2R,1'S)$ 92:8. Although alkyl substituted 4-nitrophenyl esters did not prove compatible with this methodology,²⁶ alkenyl-substituted 4-nitrophenyl esters were compatible, but required 10 mol% **1**·HCl for optimal product yields, providing **36** and **37** in 64% and 73% yield and good enantioselectivity. Alternative nucleophilic amines were also examined to prepare a range of isolable amide derivatives. Addition of pyrrolidine, *N*-Boc piperazine and morpholine resulted in the corresponding amides **38**, **39** and **40** in excellent yield (79-86%), and comparable stereoselectivity (~75:25 dr, and $er_{\text{major}} (2R,1'S)$ 95:5).

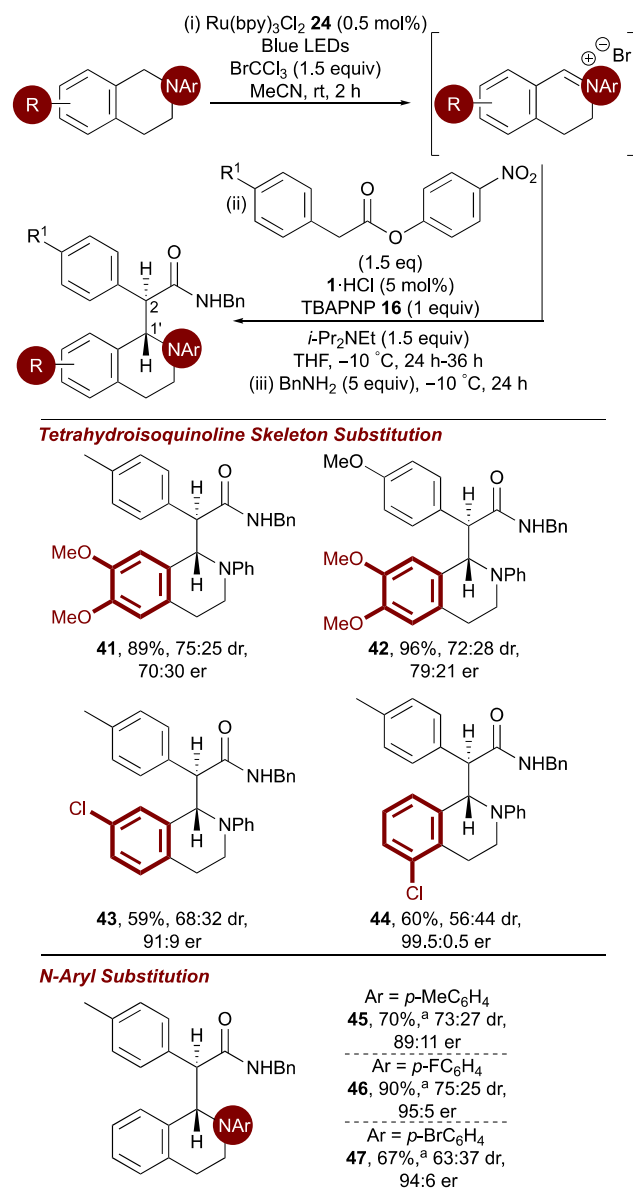
Table 5. Scope of the sequential photoredox/isothioureia-catalysis: variation of PNP ester and amine nucleophile



The er of the major diastereoisomer is stated. For the er of the minor diastereoisomer, see SI. ^a20 mol% **1**·HCl catalyst loading. ^b10 mol% **1**·HCl catalyst loading. ^c10 equiv of amine used for quench.

Further studies probed the scope of this process with respect to skeletal variation within the tetrahydroisoquinoline (Table 6). Substituent variation of the carbocyclic skeleton showed that incorporation of 6,7-(MeO)₂ substituents gave products **41** and **42** with excellent yields but reduced enantioselectivity with respect to **12**. However, incorporation of either 5- or 7-Cl substituents proceeded with high enantioselectivity to give **43** and **44**.

Table 6. Scope with variation in *N*-aryl tetrahydroisoquinoline substrate



The er of the major diastereoisomer is stated. For the er of the minor diastereoisomer, see SI. ^a20 mol% **1**-HCl catalyst loading.

Variation of the *N*-substituent showed that while oxidation was successful with an *N*-methyl substituent, no conversion to the desired product was observed after the organocatalytic step. Incorporating a 4-methyl substituent gave **45** in 70% yield and er_{major} (2*R*,1*S*) 89:11. Introduction of a 4-fluoro substituent was well tolerated, giving **46** in 90% yield and excellent enantioselectivity (er_{major} (2*R*,1*S*) 95:5), while 4-bromo substituent

gave **47** in 67% yield and er_{major} (2*R*,1*S*) 94:6. Unfortunately, substrates bearing an electron-withdrawing (4-CF₃ phenyl) and electron-donating (4-methoxyphenyl) aromatic *N*-substitution were unsuccessful, indicating limited electronic tolerance of the *N*-aryl substituent within this protocol.

CONCLUSION

In conclusion, the enantioselective isothiourea-catalyzed addition of 4-nitrophenyl esters to tetrahydroisoquinoline-derived iminium ions has been demonstrated using ammonium enolate catalysis. This methodology does not rely on an intramolecular nucleophile to achieve catalyst turnover, instead the 4-nitrophenoxide expelled through *N*-acylation of the 4-nitrophenyl ester is able to re-enter the catalytic cycle to facilitate turnover of the catalyst. Control studies showed that reaction enantioselectivity was markedly dependent upon the nature of the iminium counterion. Extensive optimization led to a sequential photoredox/isothiourea-catalyzed reaction being adopted, leading to the synthesis of substituted tetrahydroisoquinolines in high yield and excellent er. The substrate scope with respect to arylacetic and alkenylacetic 4-nitrophenyl esters, variation of the carbocyclic and *N*-aryl groups within the tetrahydroisoquinoline skeleton, as well as amine nucleophilic quench has been examined. Current work in our laboratory is focused on further applications of using *in situ* generated aryloxides to promote catalyst turnover in Lewis base catalysis.⁴⁰

AUTHOR INFORMATION

Corresponding Author

* E-mail: ads10@st-andrews.ac.uk

Notes

The authors declare no competing financial interest.

ASSOCIATED CONTENT

Supporting Information (SI). Experimental procedures, characterization data, copies of NMR spectra and HPLC chromatograms. This material is available free of charge *via* the Internet at <http://pubs.acs.org>.

ACKNOWLEDGMENT

We thank AstraZeneca and the EPSRC (grant codes EP/M506631/1; J.N.A. and EP/J018139/1; A.B.F.) for funding. The European Research Council under the European Union's Seventh Framework Programme (FP7/2007-2013) ERC Grant Agreement No. 279850 is also acknowledged. A.D.S. thanks the Royal Society for a Wolfson Research Merit Award. We also thank the EPSRC UK National Mass Spectrometry Facility at Swansea University.

REFERENCES

- (1) (a) Gaunt, M. J.; Johansson, C. C. C. *Chem. Rev.* **2007**, *107*, 5596-5605. (b) Morrill, L. C.; Smith, A. D. *Chem. Soc. Rev.* **2014**, *43*, 6214-6226.
- (2) (a) Fu, G. *Acc. Chem. Res.* **2000**, *33*, 412-420. (b) France, S.; Guerin, D. J.; Miller, S. J.; Lectka, T. *Chem. Rev.* **2003**, *103*, 2985-3012. (c) Taylor, J. E.; Bull, S. D.; Williams, J. M. J. *Chem. Soc. Rev.* **2012**, *41*, 2109-2121. (d) Merad, J.; Pons, J.-M.; Chuzel, O.; Bressy, C. *Eur. J. Org. Chem.* **2016**, 5589-5610.
- (3) Denmark, S. E.; Beutner, G. L. *Angew. Chem. Int. Ed.* **2008**, *47*, 1560-1638.
- (4) Paull, D. H.; Weatherwax, A.; Lectka, T. *Tetrahedron* **2009**, *65*, 6771-6803 and references therein.

- (5) (a) Cortez, G. S.; Tennyson, R. L.; Romo, D. *J. Am. Chem. Soc.* **2001**, *123*, 7945-7946. (b) Oh, S. H.; Cortez, G. S.; Romo, D. *J. Org. Chem.* **2005**, *70*, 2835-2838. (c) Henry-Riyad, H.; Lee, C.; Purohit, V. C.; Romo, D. *Org. Lett.* **2006**, *8*, 4363-4366. (d) Morrill, L. C.; Stark, D. G.; Taylor, J. E.; Smith, S. R.; Squires, J. A.; D'Hollander, A. C. A.; Simal, C.; Shapland, P.; O'Riordan, T. J. C.; Smith, A. D. *Org. Biomol. Chem.* **2014**, *12*, 9016-9027. (e) Yeh, P.-P.; Daniels, D. S. B.; Fallan, C.; Gould, E.; Simal, C.; Taylor, J. E.; Slawin, A. M. Z.; Smith, A. D. *Org. Biomol. Chem.* **2015**, *13*, 2177-2191. (f) Stark, D. G.; Young, C. M.; O'Riordan, T. J. C.; Slawin, A. M. Z.; Smith, A. D. *Org. Biomol. Chem.* **2016**, *14*, 8068-8073.
- (6) (a) Morrill, L. C.; Ledingham, L. A.; Couturier, J.-P.; Bickel, J.; Harper, A. D.; Fallan, C.; Smith, A. D. *Org. Biomol. Chem.* **2014**, *12*, 624-636. (b) Stark, D. G.; Morrill, L. C.; Cordes, D. B.; Slawin, A. M. Z.; O'Riordan, T. J. C.; Smith, A. D. *Chem. Asian J.* **2016**, *11*, 395-400.
- (7) Young, C. M.; Stark, D. G.; West, T. H.; Taylor, J. E.; Smith, A. D. *Angew. Chem. Int. Ed.* **2016**, *55*, 14394-14399.
- (8) (a) Taggi, A. E.; Hafez, A. M.; Wack, H.; Young, B.; Drury, W. J.; Lectka, T. *J. Am. Chem. Soc.* **2000**, *122*, 7831-7832. (b) Wilson, J. E.; Fu, G. C. *Angew. Chem. Int. Ed.* **2004**, *43*, 6358-6360. (c) Purohit, V. C.; Malta, A. S.; Romo, D. *J. Am. Chem. Soc.* **2008**, *130*, 10478-10479. (d) Leverett, C. A.; Purohit, V. C.; Romo, D. *Angew. Chem. Int. Ed.* **2010**, *49*, 9479-9483. (e) Smith, S. R.; Douglas, J.; Prevet, H.; Shapland, P.; Slawin, A. M. Z.; Smith, A. D. *J. Org. Chem.* **2014**, *79*, 1626-1639. (f) Morrill, L. C.; Smith, S. M.; Slawin, A. M. Z.; Smith, A. D. *J. Org. Chem.* **2014**, *79*, 1640-1655.
- (9) (a) Hespings, L.; Biswas, A.; Daniliuc, C. G.; Mück-Lichtenfeld, C.; Studer, A. *Chem. Sci.* **2015**, *6*, 1252-1257. (b) Li, B.-S.; Wang, Y.; Jin, Z.; Chi, Y. R. *Chem. Sci.* **2015**, *6*, 6008-6012. (c) Smith, S. R.; Fallan, C.; Taylor, J. E.; McLennan, R.; Daniels, D. S. B.; Morrill, L. C.; Slawin, A. M. Z.; Smith, A. D. *Chem. Eur. J.* **2015**, *21*, 10530-10536.
- (10) (a) Bekele, T.; Shah, M. H.; Wolfer, J.; Abraham, C. J.; Weatherwax, A.; Lectka, T. *J. Am. Chem. Soc.* **2006**, *128*, 1810-1811. (b) Xu, X.; Wang, K.; Nelson, S. G. *J. Am. Chem. Soc.* **2007**, *129*, 11690-11691. (c) Belmessieri, D.; Morrill, L. C.; Simal, C.; Slawin, A. M. Z.; Smith, A. D. *J. Am. Chem. Soc.* **2011**, *133*, 2714-2720. (d) Simal, C.; Lebl, T.; Slawin, A. M. Z.; Smith, A. D. *Angew. Chem. Int. Ed.* **2012**, *51*, 3653-3657. (e) Kasten, K.; Cordes, D. B.; Slawin, A. M. Z.; Smith, A. D. *Eur. J. Org. Chem.* **2016**, *21*, 3619-3624.
- (11) Hafez, A. M.; Taggi, A. E.; Wack, H.; Esterbrook, J.; Lectka, T. *Org. Lett.* **2001**, *3*, 2049-2051.
- (12) For a short review on aryloxide-promoted catalyst turnover in Lewis base organocatalysis, see: Hartley, W. C.; O'Riordan, T. J. C.; Smith, A. D. *Synthesis* **2017**, *49*, 3303-3310.
- (13) (a) Wack, H.; Taggi, A. E.; Hafez, A. M.; Drury, W. J.; Lectka, T. *J. Am. Chem. Soc.* **2001**, *123*, 1531-1532. (b) Taggi, A. E.; Wack, H.; Hafez, A. M.; France, S.; Lectka, T. *Org. Lett.* **2002**, *4*, 627-629. (c) France, S.; Wack, H.; Taggi, A. E.; Hafez, A. M.; Wagerle, T. R.; Shah, M. H.; Dusich, C. L.; Lectka, T. *J. Am. Chem. Soc.* **2004**, *126*, 4245-4255. (d) Bernstein, D.; France, S.; Wolfer, J.; Lectka, T. *Tetrahedron: Asymmetry* **2005**, *16*, 3481-3483. For aryloxide generated *in situ* for N-heterocyclic carbene turnover, see: (e) Douglas, J.; Ling, K. B.; Concellón, C.; Churchill, G.; Slawin, A. M. Z.; Smith, A. D. *Eur. J. Org. Chem.* **2010**, 5863-5869. (f) Concellón, C.; Duguet, N.; Smith, A. D. *Adv. Synth. Catal.* **2009**, *351*, 3001-3009.
- (14) Kawanaka, Y.; Phillips, E. M.; Scheidt, K. A. *J. Am. Chem. Soc.* **2009**, *131*, 18028-18029.
- (15) (a) Cheng, J.; Huang, Z.; Chi, Y. R. *Angew. Chem. Int. Ed.* **2013**, *52*, 8592-8596. (b) Hao, L.; Chen, S.; Xu, J.; Tiwari, B.; Fu, Z.; Li, T.; Lim, J.; Chi, Y. R. *Org. Lett.* **2013**, *15*, 4956-4959. (c) Fu, Z.; Xu, J.; Zhu, T.; Leong, W. W. Y.; Chi, Y. R. *Nat. Chem.* **2013**, *5*, 835-839.
- (16) (a) Hao, L.; Du, Y.; Lv, H.; Chen, X.; Jiang, H.; Shao, Y.; Chi, Y. R. *Org. Lett.* **2012**, *14*, 2154-2157. (b) Hao, L.; Chan, W. C.; Ganguly, R.; Chi, Y. R. *Synlett* **2013**, *24*, 1197-1200; (c) Hao, L.; Chen, X.; Chen, S.; Jiang, K.; Torres, J.; Chi, Y. R. *Org. Chem. Front.* **2014**, *1*, 148-150.
- (17) West, T. H.; Daniels, D. S. B.; Slawin, A. M. Z.; Smith, A. D. *J. Am. Chem. Soc.* **2014**, *136*, 4476-4479.
- (18) (a) West, T. H.; Walden, D. M.; Taylor, J. E.; Brueckner, A. C.; Johnston, R. C.; Cheong, P. H.-Y.; Lloyd-Jones, G. C.; Smith, A. D. *J. Am. Chem. Soc.* **2017**, *139*, 4366-4375. (b) Vora, H. U.; Rovis, T. *J. Am. Chem. Soc.* **2007**, *129*, 13796-13797. (c) Wheeler, P.; Vora, H. U.; Rovis, T. *Chem. Sci.* **2013**, *4*, 1674-1679.
- (19) Lee, S. Y.; Neufeind, S.; Fu, G. C. *J. Am. Chem. Soc.* **2014**, *136*, 8899-8902.
- (20) Schwarz, K. J.; Amos, J. L.; Klein, J. C.; Do, D. T.; Snaddon, T. N. *J. Am. Chem. Soc.* **2016**, *138*, 5214-5217.
- (21) Jiang, X.; Beiger, J. J.; Hartwig, J. F. *J. Am. Chem. Soc.* **2017**, *139*, 87-90.
- (22) For S•••O interactions as control elements in isothiourea catalysis, see: (a) Robinson, E. R. T.; Walden, D. M.; Fallan, C.; Greenhalgh, M. D.; Cheong, P. H.-Y.; Smith, A. D. *Chem. Sci.* **2016**, *7*, 6919-6927. (b) Abbasov, M. E.; Hudson, B. M.; Tantillo, D. J.; Romo, D. *J. Am. Chem. Soc.* **2014**, *136*, 4492-4495. (c) Liu, P.; Yang, X.; Birman, V. B.; Houk, K. N. *Org. Lett.* **2012**, *14*, 3288-3291. (d) Birman, V. B.; Li, X.; Han, Z. *Org. Lett.* **2007**, *9*, 37-40. For an alternative use of S•••O interactions in asymmetric synthesis, see: (e) Nagao, Y.; Miyamoto, S.; Miyamoto, M.; Takeshige, H.; Hayashi, K.; Sano, S.; Shiro, M.; Yamaguchi, K.; Sei, Y. *J. Am. Chem. Soc.* **2006**, *128*, 9722-9729. For a recent computational manuscript on the origin of S•••O interactions see Pascoe, D. J., Ling, K. B., Cockcroft, S. L. *J. Am. Chem. Soc.* **2017**, *139*, 15160-15167.
- (23) (a) Tsang, A. S.-K.; Todd, M. H. *Tetrahedron Lett.* **2009**, *50*, 1199-1202. (b) Tsang, A. S.-K.; Jensen, P.; Hook, J. M.; Hashmi, A. S. K.; Todd, M. H. *Pure Appl. Chem.* **2011**, *83*, 655-665.
- (24) The PNP ester product is susceptible to hydrolysis upon workup. Adding BnNH₂ after the organocatalysis step ensures full conversion to the more stable amide **12**. The isolated yields were comparable to that analyzed by ¹H NMR spectroscopy of the crude mixture using 1,4-dinitrobenzene as an internal standard.
- (25) The relative configurations of both 4-bromo-**31** (major) and 4-bromo-**31** (minor) diastereoisomers were confirmed by single crystal X-ray diffraction analysis. CCDC 1554610 contains the supplementary crystallographic data for **31** (major) and CCDC 1554609 for **31** (minor), with all other substrates assigned by analogy. See SI for further details. The absolute configuration was assigned by analogy to the facial selectivity of all other isothiourea-derived ammonium enolates, see references: 5 (d)-(f), 6, 7, 8 (e)-(f), 9 (c), 10 (c)-(d), 17, 18 (a), 20 and 21.
- (26) See SI for full experimental details.
- (27) Additional control reactions were performed to track the origin of the minor diastereoisomer. A small amount of the PNP ester product was obtained, and its dr determined. This product was then subjected to a nucleophilic quench with BnNH₂; the dr remained unaltered and was consistent with that of amide product **12** isolated from a standard reaction. The I-HCl-catalyzed reaction prior to the BnNH₂ quench was monitored by ¹H NMR spectroscopy, and it was found that the dr of the corresponding PNP ester product as it was forming was the same as that of the isolated amide product (73:27 dr).
- (28) (a) Zeitler, K. *Angew. Chem. Int. Ed.* **2009**, *48*, 9785-9789. (b) Yoon, T. P.; Ischay, M. A.; Du, J. *Nat. Chem.* **2010**, *2*, 527-532. (c) Xuan, J.; Xiao, W.-J. *Angew. Chem. Int. Ed.* **2012**, *51*, 6828-6838. (d) Narayanam, J. M. R.; Stephenson, C. R. J. *Chem. Soc. Rev.* **2011**, *40*, 102-113. (e) Tucker, J. W.; Stephenson, C. R. J. *J. Org. Chem.* **2012**, *77*, 1617-1622. (f) Prier, C. K.; Rankic, D. A.; MacMillan, D. W. C. *Chem. Rev.* **2013**, *113*, 5322-5363. (g) Shaw, M. H.; Twilton, J.; MacMillan, D. W. C. *J. Org. Chem.* **2016**, *81*, 6898-6926.
- (29) Hopkinson, M. N.; Sahoo, B.; Li, J.-L.; Glorius, F. *Chem. Eur. J.* **2014**, *20*, 3874-3886.
- (30) Nicewicz, D. A.; MacMillan, D. W. C. *Science* **2008**, *322*, 77-80.
- (31) DiRocco, D. A.; Rovis, T. *J. Am. Chem. Soc.* **2012**, *134*, 8094-8097.
- (32) (a) Rueping, M.; Vila, C.; Koenigs, R. M.; Poschary, K.; Fabry, D. C. *Chem. Commun.* **2011**, *47*, 2360-2362. (b) Silvi, M.; Arceo, E.; Jurberg, I. D.; Cassani, C.; Melchiorre, P. *J. Am. Chem. Soc.* **2015**, *137*, 6120-6123.
- (33) Bergonzini, G.; Schindler, C. S.; Wallentin, C.-J.; Jacobsen, E. N.; Stephenson, C. R. J. *Chem. Sci.* **2014**, *5*, 112-116.

(34) Feng, Z.-J.; Xuan, J.; Xia, X.-D.; Ding, W.; Guo, W.; Chen, J.-R.; Zou, Y.-Q.; Lu, L.-Q.; Xiao, W.-J. *Org. Biomol. Chem.* **2014**, *12*, 2037-2040.

(35) Franz, J. F.; Kraus, W. B.; Zeitler, K. *Chem. Commun.* **2015**, *51*, 8280-8283.

(36) The generality of protocol for the oxidation using BrCCl₃ and blue LEDs in the absence of a photocatalyst was explored with some substrates, but yields were lower than using the photoredox procedure. See SI for further details.

(37) For an example of nucleophilic trapping of iminium intermediates derived from the oxidation of tetrahydroisoquinolines, see: Freeman, D. B.; Furst, L.; Condie, A. G.; Stephenson, C. R. J. *Org. Lett.* **2012**, *14*, 94-97.

(38) The amide product bearing a 2-methoxy substitution on the aromatic ring was formed in 58:42 dr and er_{major} (2*R*,1'*S*) 65:35 at 10 mol% **1**·HCl catalyst loading. Multiple attempts at purification by column chromatography failed to separate the desired product from unidentified side products, with an approximate isolated yield of 32%. See SI for further details.

(39) A reaction involving 4-CF₃ PNP ester with iminium bromide **18** in the absence of organocatalyst **1**·HCl gave the corresponding amide product **30** in 68% isolated yield and 58:42 dr. This is consistent with a competitive base-mediated background reaction being operative under these reaction conditions.

(40) The research data underpinning this publication can be accessed at: <http://dx.doi.org/10.17630/12bb1529-4947-4d75-b607-583606a66652>.

Table of Contents (TOC) Graphic

