

Less hindered ligands give improved catalysts for the nickel catalysed Grignard cross-coupling of aromatic ethers

Gavin J. Harkness^a and Matthew L. Clarke^{*a}

^a School of Chemistry, University of St Andrews, EaStCHEM, St Andrews, Fife, UK. Fax: (44) 1334 463808; Tel: (44) 1334 463850; E-mail: mc28@st-andrews.ac.uk.

† Footnotes relating to the title and/or authors should appear here.

Electronic Supplementary Information (ESI) available: [full details of experimental procedures, analytical data and NMR spectra are available in the ESI]. See DOI: 10.1039/x0xx00000x

Abstract: The challenging reaction of unactivated *ortho*-substituted aromatic ethers with Grignard reagents has been found to be most effectively catalysed using nickel complexes of less sterically hindered ligands. Air stable, cheap, commercially available $[\text{NiCl}_2(\text{P}^n\text{Bu}_3)_2]$ stands out as an improved catalyst for this type of transformation. The improved results with this catalyst even extend to some couplings of a more activated substrate when examined at higher temperatures and at catalyst loadings down to 0.1 mol%. Unusual induction periods in these latter reactions have been related to the by-product magnesium salts acting as co-catalysts.

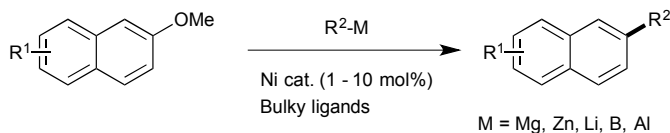
Introduction

A key area of modern research is the cross-coupling of organometallics with aromatic electrophiles via carbon-oxygen bond cleavage. In particular, intensive research has focused on expanding this chemistry away from expensive trifluoromethanesulfonates to cheaper leaving groups that also deliver less harmful waste streams.¹ The use of simple aromatic ethers is especially desired, but this is a challenging reaction: naphthyl ethers frequently deliver good results (Scheme 1a), but removing the second aromatic ring causes a large fall in reactivity and successful examples are rare and require very specific nucleophile/electrophile combinations.^{2,3} With the exception of aromatic ethers with *ortho*-directing oxazoline^{4,5} groups, examples of coupling *ortho*-substituted unactivated anisoles are even more scarce.

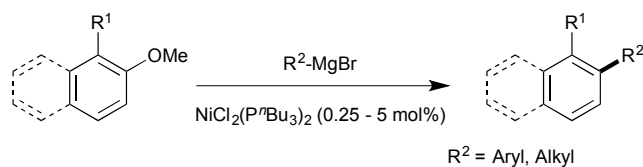
Among the most common catalyst systems used in the cross-coupling of aromatic ethers are $\text{Ni}(\text{cod})_2/\text{PCy}_3$ and $[\text{NiCl}_2(\text{PCy}_3)_2]$.^{2e,2h,2n,2t,2w,2x} One of the early key papers reported that using bulky tricyclohexylphosphine as ligand was substantially superior to triethylphosphine,^{2x} which perhaps led to smaller cone angle phosphines being neglected.

During a project seeking to convert lignin-derived 2-methoxyphenol into useful products,⁵⁻⁷ we needed to constructively deoxygenate several *ortho*-substituted anisoles, leading us to study the Ni-catalysed Grignard coupling of aryl ethers. Here we show that, in contrast to most cross-couplings, less bulky catalysts such as $[\text{NiCl}_2(\text{P}^n\text{Bu}_3)_2]$ give improved performance in the Grignard cross-coupling of aromatic ethers (Scheme 1b).

a) Commonly found couplings on activated methoxynaphthalene substrates



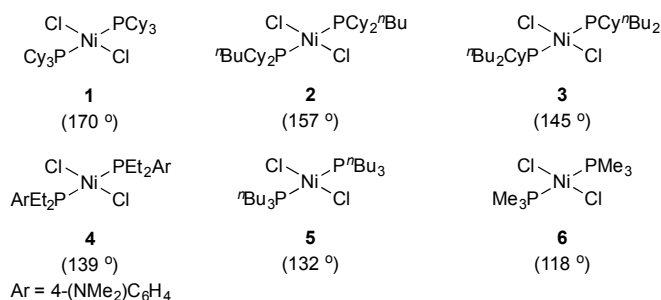
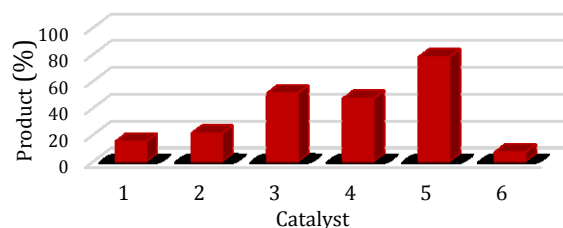
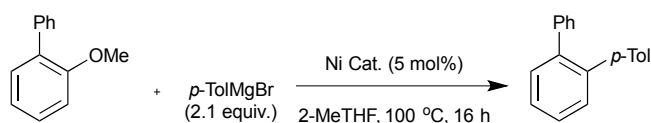
b) Very rarely observed coupling of sterically hindered and unactivated simple anisoles



Scheme 1. Nickel-catalysed cross-coupling using aryl ethers.

Results and Discussion

The model substrate used to search for ligand steric effects was 2-phenyl anisole. This could be prepared from the imidazole sulfonate of guaicol by a Grignard cross-coupling catalysed by palladium complexes (but unfortunately not the nickel catalysts used for ether cleavage) as described in the ESI. Our initial tests of a range of Ni pre-catalysts derived from bidentate, hemilabile and monodentate ligands did not yield useful amounts of product in this model coupling; catalysts derived from $[\text{Ni}(\text{cod})_2]$ and Cy_3P or *bis*-dicyclohexylphosphino-ethane were ineffective. One of the state-of-the-art catalysts for ether cleavage in the literature uses the NHC ligand IPr ,²¹ but this was also ineffective (Scheme 2 and see ESI). Given the hindered nature of the C-O bond in this substrate, we considered that less sterically hindered phosphines were worthy of investigation. A range of nickel complexes of electron donating phosphines with relatively small cone angles^{8,9} were therefore investigated as catalysts for this especially difficult Grignard cross-coupling reaction (Scheme 2). All of the catalysts derived from ligands with smaller cone angles than Cy_3P outperformed benchmark catalyst, **1**, the only exception being the catalyst with the least sterically hindered phosphine $[\text{NiCl}_2(\text{PMe}_3)_2]$, **6**. Commercially available, cheap, air stable, and previously untested $[\text{NiCl}_2(\text{P}^n\text{Bu}_3)_2]$ stands out.



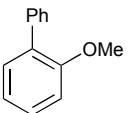
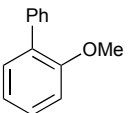
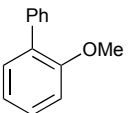
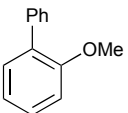
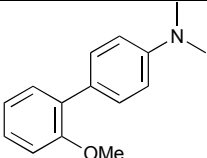
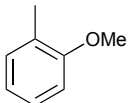
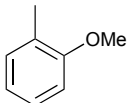
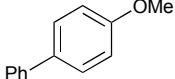
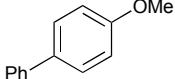
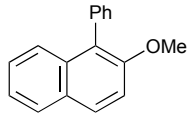
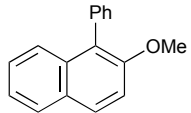
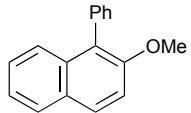
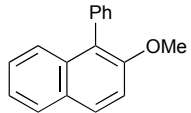
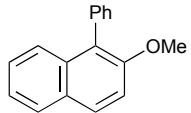
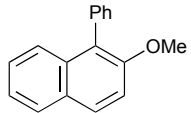
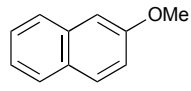
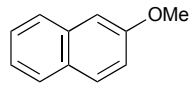
Scheme 2. Effect of ligand cone angle on the challenging nickel-catalysed coupling of 2-methoxybiphenyl.

The reactions give good results using reasonably practical conditions. For example, while excess phosphine ligand, as well as large excesses of Grignard are often required to gain satisfactory yields in this type of reaction,^{2x} $[\text{NiCl}_2(\text{P}^t\text{Bu}_3)_2]$ works effectively with no additives and actually works better using 1.5 equivalents of Grignard rather than a large excess (Table 1, entry 3 and ESI). While this project was not target focussed, we felt it important to establish if this catalyst gave improved results for some other combinations of ether and Grignard reagent. In fact, other Grignard reagents of varying steric properties were tested with this substrate and the same trend was apparent, with catalyst **5** outperforming **1**. PhMgBr couples extremely well (Table 1, entry 7). However, the increased sterics imposed by *o*-TolMgBr gave lower yields (Table 1, entries 5-6). This trend for $[\text{NiCl}_2(\text{P}^t\text{Bu}_3)_2]$ to outperform bulkier ligands extends to other substrates of varying electronic and steric properties. Other biphenyl methyl ether substrates (Table 1, entries 10 and 14) gave high yields. Coupling of 2-methylanisole required 10 mol% catalyst, (Table 1, entry 12) but also gave best results with catalyst **5**. In the coupling of *ortho*-substituted 1-phenyl-2-methoxynaphthalene at 100 °C, $[\text{NiCl}_2(\text{P}^t\text{Bu}_3)_2]$ is a better catalyst than catalyst **1** for coupling either *p*-TolMgBr or *o*-TolMgBr (Table 1, entries 19 and 21). At lower temperature, for this more activated aromatic,

catalyst **1** was actually the faster catalyst. The simpler substrate methoxynaphthalene, even using a hindered Grignard reagent, *ortho*-tolyl magnesium bromide, can be coupled well with either catalyst (Entries 22 and 23).

Table 1: Nickel-catalysed Grignard cross-coupling of challenging aryl methyl ethers.

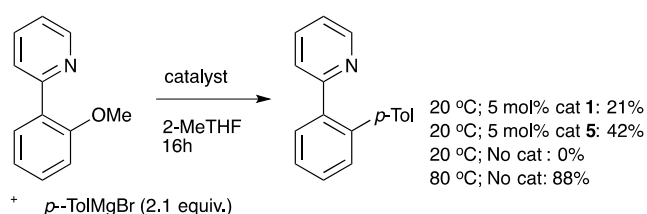
$$\text{Ar-OMe} + \text{R}^2\text{MgBr} \xrightarrow[\text{2-MeTHF}]{\text{Ni Cat.}} \text{Ar-R}^2$$

Entry ^a	ArOMe	R ² MgBr ^b	Catalyst (mol%)	Temp (°C)	Time (h)	Conversion (%) ^c	Product (%) ^f
1		<i>p</i> -Tol	1 (5)	100	19	36	15
2 ^e		<i>p</i> -Tol	1 (5) / L (10)	100	19	37	30
3 ^e		<i>p</i> -Tol	5 (5)	100	16	85	79
4 ^d		<i>p</i> -Tol	5 (5) / L (10)	100	45	98	84 [84]
5	As above	<i>o</i> -Tol (2.0)	1 (5)	100	16	23	8
6	As above	<i>o</i> -Tol (2.0)	5 (5)	100	16	25	21 [21]
7	As above	Ph (1.7)	5 (5)	100	16	97	96 [86]
8 ^{ef}	As above	Me (2.4)	1 (5)	100	16	9	3
9 ^{ef}	As above	Me (2.4)	5 (5)	100	16	48	46 [27] ^g
10		<i>p</i> -Tol	5 (5)	100	40	79	55 [40]
11 ^e		<i>p</i> -Tol	1 (10)	100	64	18	1
12 ^e		<i>p</i> -Tol	5 (10)	100	64	76	56 [40] ^h
13		<i>p</i> -Tol	1 (5)	100	16	59	34
14		<i>p</i> -Tol	5 (5)	100	16	84	70 [65]
15	As above	<i>o</i> -Tol (2.0)	5 (5)	100	16	51	49 [43]
16 ^d		<i>p</i> -Tol	1 (1)	80	16	82	70
17		<i>p</i> -Tol	1 (1)	100	16	70	60
18 ^d		<i>p</i> -Tol	5 (1)	80	16	54	41
19		<i>p</i> -Tol	5 (1)	100	16	91	85 [83]
20		<i>o</i> -Tol (2.0)	1 (1)	100	16	59	40
21		<i>o</i> -Tol (2.0)	5 (1)	100	16	76	61 [59]
22 ^d		<i>o</i> -Tol	1 (1)	80	16	> 99	95
23 ^d		<i>o</i> -Tol	5 (1)	80	16	> 99	97 [82]

^a Reactions were carried out on the scale of aryl ether (0.50 mmol), Grignard reagent (0.75 mmol in Et₂O, 0.5 M), 2-MeTHF (2.25 mL) in sealed vessels unless otherwise noted. ^b Grignard molarity in brackets ^c Conversions and yields were determined by ¹H NMR using 1-methylnaphthalene as an internal standard [yield of isolated product in square brackets]. ^d Reaction performed in a Schlenk flask. ^e 2.1 equiv. Grignard added. ^f PhMe as reaction solvent. ^g 27 % yield isolated with 1-methylnaphthalene impurity; total product obtained = 24 %. ^h 40 % yield isolated with 1-methylnaphthalene impurity; total product obtained = 38 %.

A final *ortho*-substituted substrate of particular interest was 2-(2-methoxyphenyl)-pyridine, since there is potential for an *ortho*-directing effect to have an impact on the nickel catalysis. At room temperature, a significant amount of the desired product is formed in the presence of the nickel catalysts. However this is let down by low chemoselectivity with unknown side products, and the

demethylated phenol being present. The *ortho*-directing group therefore has a profound and positive effect on the reactivity of the substrate with Ni catalysts, although this can be difficult to control. Even lower chemoselectivity was observed at higher temperatures. In fact, while there is no sign of a background (uncatalysed) reaction at room temperature, more chemoselective coupling can be observed without any catalyst at 80 °C (71% isolated yield). This appears to be the first Meyers ether cleavage⁴ that has been reported using a pyridyl directing group and highlights that this chemistry is potentially general whenever there is a nearby mesomerically electron-withdrawing group that also can coordinate to magnesium.



Scheme 3 A potentially chelating substituent enables Ni-catalysed ether cleavage at room temperature, and also an uncatalysed reaction at higher temperature (% product vs internal standard is shown, with conversions for Ni-catalysed reactions both 85%; 71% isolated yield from uncatalysed rct., see ESI)

We also examined some further examples of Ni / NHC catalyst systems with varying steric properties and found a similar trend regarding ligand sterics; the NHC ligands, IDM and ICy with the smallest % buried volume¹³ gave improved results relative to generally more favoured NHC ligands such as IPr, IPr* and SiPr (See ESI). Ni / ICy has been used in ether cleavages using alkynyl and alkyl Grignard reagents recently,^{2q,r} The findings with the carbenes are consistent with a direct and strong ligand steric effect on these reactions.

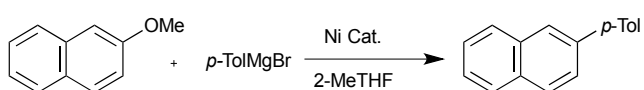
For the reactions described here, we suggest the use of cheap, air stable, commercially available $[\text{NiCl}_2(\text{P}^n\text{Bu}_3)_2]$ as the preferred catalyst.

There is possibly an argument that high catalyst loadings are perfectly acceptable with some cheap iron-based cross-coupling catalysts (used for more activated electrophiles)¹⁰, but the ligands often have a significant cost, so large scale cross-couplings are likely to need substrate:catalyst ratios less than 100:1. In the case of nickel, the requirement to remove all the nickel due to its toxicity creates further costs.¹¹ Couplings at lower catalyst loadings than the loadings of 1 to 5 mol% used in the literature were studied next using 2-methoxynaphthalene as substrate.

In the reaction of *p*-TolMgBr with 2-methoxynaphthalene at 80 °C using $[\text{NiCl}_2(\text{PCy}_3)_2]$, there is no advantage gained when using $[\text{NiCl}_2(\text{P}^n\text{Bu}_3)_2]$ (Table 2, entries 1 and 3) . However, at 100 °C, we were able to deliver high yields of product using 0.25 mol% of $[\text{NiCl}_2(\text{P}^n\text{Bu}_3)_2]$; better than can be

achieved using $[\text{NiCl}_2(\text{PCy}_3)_2]$ as catalyst (Table 2, entries 5 and 6). From a mechanistic viewpoint, there is clearly a ligand steric effect on the productivity of these reactions at higher temperatures, with smaller cone angle, electron-donating phosphine-based catalysts giving better results. This could be a direct effect in that a less crowded $\text{Ni}(\text{PR}_3)_n$ species of some form undergoes C-O bond cleavage more effectively, or an indirect effect relating to catalyst stability. Initial data from sampling experiments throughout this work suggest both catalysts **1** and **5** remain active for extended periods of time, suggesting the former explanation of a ligand effect on the catalytic cycle. Time sampling experiments for reactions carried out at 0.1 mol% of catalyst showed quite unusual behaviour (Figure 1).

Table 2 Effect of catalyst and catalyst loading in a cross coupling of an activated substrate



Entry ^[a]	Catalyst (mol%)	Temp (°C)	Conversion (%) ^[b]	Product (%) ^[b]
1	1 (0.5)	80	39	38
2	1 (0.5)	100	75	59
3	5 (0.5)	80	17	16
4	5 (0.5)	100	93	89
5	5 (0.25)	100	83	71
6 ^c	5 (0.1)	100	62	56

^a Reactions were carried out on the scale of aryl ether (0.50 mmol), Grignard reagent (0.75 mmol in Et₂O, 0.5 M, 1.5 equiv), 2-MeTHF (2.25 mL) in sealed vessels for 16 hours unless otherwise noted. ^b Conversions and yields were determined by ¹H NMR using 1-methylnaphthalene as an internal standard [yield of isolated product in square brackets]. ^c 69 hours reaction time

Most catalysts would give highest rates at the highest substrate concentration (i.e. most catalysts being first order in substrate), but also when catalyst is freshest: it is normal for some degradation to further limit rates after days have passed for the majority of cross-coupling catalysts. The results obtained were therefore quite unexpected. There is almost no conversion in the first 16 hours for either catalyst. After around a day, the reaction begins to accelerate with, as we now expected, the smaller cone angle tri-*n*-butylphosphine catalysts proceeding faster. A time profile where the degree of conversion increases in this way can either imply an induction period where a pre-catalyst is converted into the active species, or autocatalysis from a product of the reaction. Since the reduction of NiL_2Cl_2 to $\text{Ni}(0)$ using a Grignard is a fast reaction, this is not likely to be the origin of the induction period. When considering the mechanism for this type of reaction, the formation of some higher order Ni nanoparticle or multinuclear species is not outside the realms of possibility and could exhibit a time profile like this. However, an added possibility in these

reactions is that various magnesium salts that could be formed during these reactions might promote the reaction. Using this experimental set-up, without *in situ* monitoring, it is not possible to study the kinetics of these reactions and fully study autocatalytic behaviour and other promotion effects. However, the preliminary data does seem to indicate a possible role of Mg salts other than the often-postulated role for the Grignard as promoter. First of all an excess of anhydrous magnesium iodide was added to the reaction in order to see if there was any indication that just a simple Mg salt^{2a} could remove the induction period: which it clearly does (Figure 1, brown line). A more realistic concentration and identity of Mg salt were studied next. Some of the likely Mg salts formed during the reactions were added by quenching a slightly larger excess of Grignard with methanol to make 'Mg(OMe)Br'. This was done in two different ways, just in case either methanol had a negative effect on the catalyst. While this study does not delve into the details of the promotion effect (or even if there is significance in the improved performance when methanol is added to the catalyst first), it is clear the magnesium salts reduce the induction period. A full kinetic study using *in situ* techniques on a range of Ni catalysed Ni-O bond cleavages using various promoters would be welcome.

The role of the magnesium salts produced during the coupling reactions could therefore be important in the mechanism for the couplings of naphthalenes at least (A preliminary attempt to use these additives to improve yields in one of the more problematic couplings in Table 1 did not significantly improve the result). The data are consistent with the induction period being a result of autocatalysis from the Mg salts produced during the reaction, presumably assisting in the C-O bond cleavage. There have been previous proposals for a nickel-ate complex undergoing oxidative addition after transmetalation from the Grignard,¹⁵ or an alternative in which the Grignard or an organoaluminium reagent acts as an activator for the otherwise conventional oxidative addition process.^{2y, 3b} Our working hypothesis is that for these activated substrates, oxidative addition, or conceivably transmetalation, is promoted by the Mg salts, formally [MgBr(OMe)], that are formed during the reaction.

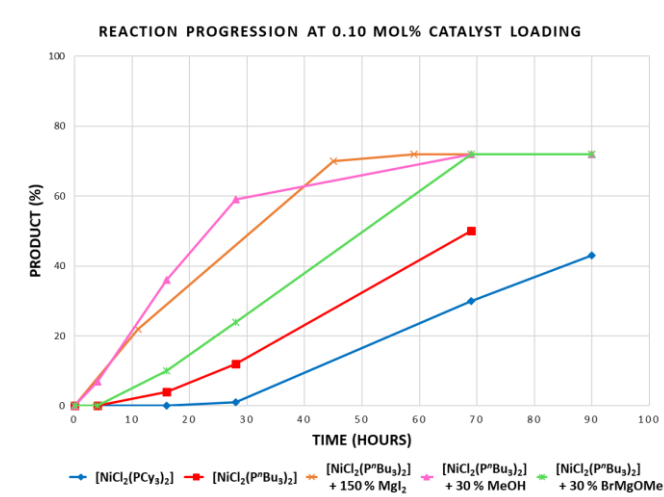


Figure 1. Time profile for the reaction of 2-methoxynaphthalene with *p*-tolyl magnesium bromide using 0.1 mol% of the Ni catalysts shown at 100 °C. “30 % MeOH” = 0.3 equiv. of MeOH added to solution containing catalyst and substrate, prior to Grignard addition, “30 % BrMgOMe” = 0.3 equiv. of MeOH added to Grignard prior to addition of solution containing catalyst and substrate, (see ESI for further details).

Conclusions

Of course, streamlined ligands have been used in other examples of cross-coupling catalysis,^{2r, 14} but they are more often overlooked. Meanwhile, examples of a unambiguous ligand steric effect favouring smaller ligands are unusual. There is a tendency for methodology chemists to initially minimise reaction temperatures, aiming at convenience for lab-scale research, which might lead to streamlined ligands giving poor performance under those conditions. However, both less activated reactions and reactions needing to be run using low catalyst loadings will often be operated at higher temperatures. We suggest there is a case for re-examining streamlined ligands in other reactions at higher temperatures. The ligand *n*-Bu₃P is perhaps especially worthwhile since it is already produced at large scale, with a good range of metal salts commercially available or made in a trivial manner. The exact nature of the active catalyst in these reactions is unclear, but the fact that elevated temperatures seem to be needed to reach the working temperature of the catalyst, along with the very low activity of bidentate systems, may suggest the active species is formed after a quite challenging ligand dissociation. Once this has occurred, it releases a highly active and unhindered catalyst. The less-hindered catalyst has been validated to be more effective than Cy₃P / nickel in over 10 challenging cross-couplings, but also to have an effect on activated substrates when carried out at higher temperature. This aspect also includes what seem to be the lowest catalysts loadings used in this type of Ni catalysis. A full kinetic and mechanistic study covering a full range of ligands and substrates at high and low temperatures would be a useful topic for further study. Target-focussed applications of Ni complexes of streamlined ligands at higher temperatures should also be considered following on from this work.

Experimental

General information

Full experimental details and characterisation data are available in ESI.

All manipulations were carried out under an inert atmosphere of nitrogen or argon using standard Schlenk techniques. Solvents were dried and degassed before use.

Research data that underpins this article (NMR f.i.d.'s) can be accessed at doi XXXXXX

Example Procedure of Ni-Catalysed Grignard Cross-Coupling of Aryl Ethers, Table 1, entry 10: To an oven dried microwave vial equipped with a stirrer bar was added [NiCl₂(P^{*n*}Bu₃)₂] (13.4 mg, 0.025 mmol). The vial was sealed with a crimp cap and flushed with argon for 30 minutes. 2-methoxybiphenyl (92.1 mg, 0.50 mmol) and 1-methylnaphthalene (60 μL, 0.42 mmol, internal standard) were added to a flame dried Schlenk flask under an inert atmosphere. 2-MeTHF (2.25 mL) was then added to the Schlenk flask to make a solution. A t₀ sample (approximately 10 μL) was taken and analysed by ¹H NMR (to calibrate the ratio of internal standard to starting material). The solution containing the electrophile and internal standard was added to the nickel catalyst *via* syringe. PhMgBr (439 μ, 0.75 mmol, 1.7 M in Et₂O) was added dropwise

over 15 minutes. The reaction mixture was stirred vigorously in an oil bath at 100 °C for 16 hours. Upon cooling to room temperature, approximately 20 µL of the crude reaction mixture was added to a vial and quenched with CDCl₃. The resulting mixture was then filtered through a small cotton wool plug into an NMR tube and a ¹H NMR was run to assess the ratio between SM and desired product. Saturated aqueous ammonium chloride (5 mL) was added to the reaction mixture and the aqueous phase was extracted three times with ethyl acetate (3 x 5 mL), dried over sodium sulfate and concentrated under reduced pressure. Purification *via* column chromatography on silica gel (eluent petroleum ether) gave 1,1':2',1''-terphenyl (98.6 mg, 86 %) as a colourless oil with data in accordance with the literature.¹⁶ δ_H (500 MHz, CDCl₃); 7.49-7.42 (4H, m, C_{Ar}H), 7.26-7.20 (6H, m, C_{Ar}H), 7.19-7.14 (4H, m, C_{Ar}H); δ_C (125 MHz, CDCl₃) 141.6 (2C, C_{Ar}), 140.7 (2C, C_{Ar}), 130.7 (2C, C_{Ar}H), 130.0 (4C, C_{Ar}H), 128.0 (4C, C_{Ar}H), 127.6 (2C, C_{Ar}H), 126.6 (2C, C_{Ar}H); *m/z* HRMS (EI⁺) C₁₈H₁₄⁺ ([M]⁺) requires 230.1096; found 230.1092 (-1.7 ppm).

Acknowledgements

The authors thanks the EPSRC for funding in the initial stages of this work from EP/J018139/1 and from the DTG. There are no conflicts of interest to declare.

Notes and references

- 1 (a) H. Zeng, Z. Qiu, A. Domínguez-Huerta, Z. Hearne, Z. Chen and C.-J. Li, *ACS Catal.*, 2017, **7**, 510; (b) J. Cornella, C. Zarate and R. Martin, *Chem. Soc. Rev.*, 2014, **43**, 8081; (c) J. F. Cívicos, D. A. Alonso and C. Nájera, *Eur. J. Org. Chem.*, 2012, 3670; (d) B.-J. Lie, D.-G. Yu, C.-L. sun, Z.-J. Shi, *Chem. Eur. J.* 2011, **17**, 1728; (e) B. M. Rosen, K. W. Quasdorf, D. A. Wilson, N. Zhang, A.-M. Resmerita, N. K. Garg and V. Percec, *Chem. Rev.*, 2011, **111**, 1346; (f) J. Albaneze-Walker, R. Raju, J. A. Vance, A. J. Goodman, M. R. Reeder, J. Liao, M. T. Maust, P. A. Irish, P. Espino and D. R. Andrews, *Org. Lett.*, 2009, **11**, 1463; (g) M. Tobisu, N. Chatani, *Acc. Chem. Res.* 2015, **48**, 1717.
- 2 (a) M. Tobisu, T. Takahira, T. Morioka and N. Chatani, *J. Am. Chem. Soc.*, 2016, **138**, 6711; (b) L. Guo, X. Liu, C. Baumann and M. Rueping, *Angew. Chem. Int. Ed.*, 2016, **55**, 15415; (c) Z.-C. Cao, Q.-Y. Luo and Z.-J. Shi, *Org. Lett.*, 2016, **18**, 5978; (d) Z.-K. Yang, D.-Y. Wang, H. Minami, H. Ogawa, T. Ozaki, T. Saito, K. Miyamoto, C. Wang and M. Uchiyama, *Chem. - Eur. J.*, 2016, **22**, 15693; (e) C. Wang, T. Ozaki, R. Takita and M. Uchiyama, *Chem. - Eur. J.*, 2012, **18**, 3482; (f) P. Leowanawat, N. Zhang and V. Percec, *J. Org. Chem.*, 2012, **77**, 1018; (g) *Chem. Lett.*, 2009, **38**, 710; (h) M. Tobisu, T. Shimasaki and N. Chatani, *Angew. Chem. Int. Ed.*, 2008, **47**, 4866; (i) E. Wenkert, E. L. Michelotti and C. S. Swindell, *J. Am. Chem. Soc.*, 1979, **101**, 2246; (j) D. Heijnen, J.-B. Gualtierotti, V. Hornillos and B. L. Feringa, *Chem. - Eur. J.*, 2016, **22**, 3991; (k) J. Zhang, J. Xu, Y. Xu, H. Sun, Q. Shen and Y. Zhang, *Organometallics*, 2015, **34**, 5792; (l) M. J. Iglesias, A. Prieto and M. C. Nicasio, *Org. Lett.*, 2012, **14**, 4318; (m) L.-G. Xie and Z.-X. Wang, *Chem. - Eur. J.*, 2011, **17**, 4972; (n) F. Zhao, Y.-F. Zhang, J. Wen, D.-G. Yu, J.-B. Wei, Z. Xi and Z.-J. Shi, *Org. Lett.*, 2013, **15**, 3230; (o) C. Zarate, M. Nakajima and R. Martin, *J. Am. Chem. Soc.*, 2017, **139**, 1191; (p) X. Liu, C.-C. Hsiao, I. Kalvet, M. Leiendecker, L. Guo, F. Schoenebeck and M. Rueping, *Angew. Chem. Int. Ed.*, 2016, **55**, 6093; (q) M. Tobisu, T. Takahira, A. Ohtsuki and N. Chatani, *Org. Lett.*, 2015, **17**, 680; (r) M. Tobisu, T. Takahira and N. Chatani, *Org. Lett.*, 2015, **17**, 4352; (s) Morioka, A. Nishizawa, K. Nakamura, M. Tobisu and N. Chatani, *Chem. Lett.*, 2015, **44**, 1729; (t) C. Zarate, R. Manzano and R. Martin, *J. Am. Chem. Soc.*, 2015, **137**, 6754; (u) M. Tobisu, A. Yasutome, H. Kinuta, K. Nakamura and N.

- Chatani, *Org. Lett.*, 2014, **16**, 5572; (v) M. Leiendecker, C.-C. Hsiao, L. Guo, N. Alandini and M. Rueping, *Angew. Chem. Int. Ed.*, 2014, **53**, 12912; (w) B.-T. Guan, S.-K. Xiang, T. Wu, Z.-P. Sun, B.-Q. Wang, K.-Q. Zhao and Z.-J. Shi, *Chem. Commun.*, 2008, 1437; (x) J. W. Dankwardt, *Angew. Chem. Int. Ed.*, 2004, **43**, 2428; (y) J. Cornella, R. Martin, *Org. Lett.* 2013, **15**, 6298.
- 3 Similar naphthyl effect is apparent in reductive cleavage reactions, see (a) M. Tobisu, T. Morioka, A. Ohtsuki and N. Chatani, *Chem. Sci.*, 2015, **6**, 3410 and ref's therein; (b) A. G. Sergeev and J. F. Hartwig, *Science*, 2011, **332**, 439; (c) P. Álvarez-Bercedo and R. Martin, *J. Am. Chem. Soc.*, 2010, **132**, 17352.
- 4 (a) M. Jacques, *Curr. Org. Chem.*, 2011, **15**, 2413; (b) T. G. Gant and A. I. Meyers, *Tetrahedron*, 1994, **50**, 2297; (c) A. I. Meyers, R. Gabel, E. Mihelich, *J. Org. Chem.* 1978, **43**, 1372.
- 5 S. M. Leckie, G. J. Harkness and M. L. Clarke, *Chem. Commun.*, 2014, **50**, 11511.
- 6 (a) C. Li, X. Zhao, A. Wang, G. W. Huber and T. Zhang, *Chem. Rev.*, 2015, **115**, 11559; (b) M. Beller, G. Centi and L. Sun, *ChemSusChem*, 2017, **10**, 6.
- 7 (a) J. Zakzeski, A. L. Jongerius, P. C. A. Bruijninx and B. M. Weckhuysen, *ChemSusChem*, 2012, **5**, 1602; (b) P. Varanasi, P. Singh, M. Auer, P. D. Adams, B. A. Simmons and S. Singh, *Biotechnology for Biofuels*, 2013, **6**, 14; (c) M. P. Pandey and C. S. Kim, *Chem. Eng. Tech.*, 2011, **34**, 29; (d) C. Amen-Chen, H. Pakdel and C. Roy, *Biomass Bioenergy*, 1997, **13**, 25.
- 8 C. A. Tolman, *Chem. Rev.*, 1977, **77**, 313.
- 9 Catalysts **1**, **5** and **6** are commercially available. See ESI for further details and syntheses of catalysts **2-4**.
- 10 (a) O. M. Kuzmina, A. K. Steib, A. Moyeux, G. Cahiez and P. Knochel, *Synthesis*, 2015, **47**, 1696; (b) R. B. Bedford, *Acc. Chem. Res.*, 2015, **48**, 1485; (c) I. Bauer and H.-J. Knölker, *Chem. Rev.*, 2015, **115**, 3170; (d) W. M. Czaplik, M. Mayer, J. Cvengroš and A. J. von Wangelin, *ChemSusChem*, 2009, **2**, 396; (e) S. Enthaler, K. Junge and M. Beller, *Angew. Chem. Int. Ed.*, 2008, **47**, 3317.
- 11 K. S. Egorova and V. P. Ananikov, *Angew. Chem. Int. Ed.*, 2016, **55**, 12150.
- 12 (a) H. Ogawa, H. Minami, T. Ozaki, S. Komagawa, C. Wang and M. Uchiyama, *Chem. - Eur. J.*, 2015, **21**, 13904; (b) P. Kelley, G. A. Edouard, S. Lin and T. Agapie, *Chem. - Eur. J.*, 2016, **22**, 17173; (c) T. Wititsuwannakul, Y. Tantirungrotechai and P. Surawatanawong, *ACS Catal.*, 2016, **6**, 1477; (d) L. Xu, L. W. Chung and Y.-D. Wu, *ACS Catal.*, 2016, **6**, 483; (e) J. Cornella, E. Gómez-Bengoia and R. Martin, *J. Am. Chem. Soc.*, 2013, **135**, 1997; (f) J. Cornella and R. Martin, *Org. Lett.*, 2013, **15**, 6298.
- 13 H. Clavier and S. P. Nolan, *Chem. Commun.* 2010, **46**, 841.
- 14 A. D. sun, K. Leung, A. D. Restinvo, N. A. LaBerge, H. Takasaki, J. A. Love, *Chem. Eur. J.* 2014, **20**, 3162.
- 15 H. Ogawa, H. Minami, T. Ozaki, S. Komagawa, C. Wang, M. Uchiyama, *Chem. Eur. J.* 2015, **21**, 13904.
- 16 B. J. Groombridge, S. M. Goldup and I. Larrosa, *Chem. Commun.*, 2015, **51**, 3832.

Table of contents graphic

